



*A Field Guide to*

# Designing A Health Communication Strategy

*A Resource for Health Communication Professionals*



Population Communication Services  
Johns Hopkins Bloomberg School of Public Health/Center for Communication Programs

*Suggested Citation:*

O'Sullivan, G.A., Yonkler, J.A., Morgan, W., and Merritt, A.P. *A Field Guide to Designing a Health Communication Strategy*, Baltimore, MD: Johns Hopkins Bloomberg School of Public Health/Center for Communication Programs, March 2003.

*Design:*

Cecilia Snyder for American Institutes for Research/Prospect Center

This publication may be reproduced without permission provided that the material is distributed free of charge and that the Johns Hopkins Bloomberg School of Public Health/Center for Communication Programs is acknowledged. Opinions expressed in this report are those of the authors and do not necessarily reflect the views of the sponsoring agencies.

Prepared by American Institutes For Research/Prospect Center and Johns Hopkins Bloomberg School of Public Health/Center for Communication Programs, with primary support from the United States Agency for International Development under the Population Communication Services Project (DPE-3052-A-00-0014-00).

# Acknowledgments

As the field of behavior change communication continues to evolve, there is an ongoing need among policymakers, communication professionals, and program staff for useful tools to help them apply their communication expertise in strategic and innovative ways.

Since 1982, the Johns Hopkins University (JHU) Population Communication Services (PCS) project has provided assistance worldwide to hundreds of national, regional, and local organizations seeking to improve health outcomes for specific audiences. JHU/PCS advocates creating a dynamic synergy between communication theory and practice to advance behavior changes in the areas of family planning (FP), reproductive health, maternal/child health, human immunodeficiency virus (HIV) acquired immunodeficiency syndrome (AIDS), and environmental health. The strategic communication process used by JHU/PCS can be extended beyond the realm of health and can be applied to other issues relevant to developing countries, such as democracy and governance. Similarly, the behavior change communication framework employed by JHU/PCS can be applied to individual behavior change efforts or can be used to influence community and social norms.

The purpose of this book is to share a set of steps and tools with those in the field to help ensure that behavior change communication efforts are developed strategically—with participation from all stakeholders, clear goals, segmented audiences, and effective messages based on sound research and credible theory. The text is based on many years of experience in the field and is supplemented with real-world examples and case studies.

Produced with support from the United States Agency for International Development (USAID), this Field Guide was developed collaboratively by JHU/PCS and American Institutes for Research (AIR)/Prospect Center. The primary authors of the guide were Gael O’Sullivan and Joan Yonkler of AIR/Prospect Center. Win Morgan of AIR/Prospect Center served as a coauthor. The book was designed by Cecilia Snyder with guidance from AIR/Prospect Center, and Jack Shea provided editorial expertise. Illustrations were provided by JHU’s Media and Materials Clearinghouse and *Where There is No Artist*, by Petra Röhr-Rouendaal.

The following colleagues at JHU/PCS provided information, examples, case studies, and review comments for various sections of this book: Rob Ainslie, Jane Brown, Maria Elena Figueroa, Michelle Heerey, Ron Hess, Larry Kincaid, Susan Krenn, Cheryl Lettenmaier, Gary Lewis, Ben Lozare, Morden Mayembe, Juan Carlos Negrette, Patricia Poppe, Fitri Putjuk, Walter Saba, Elizabeth Serlemitsos, Mohammed Shahjahan, Carol Underwood, and Jim Williams.

Phyllis Tilson Piotrow, Jose Rimon, and Gary Saffitz of JHU/PCS provided overall strategic direction, and their insights were very much appreciated. Special thanks go to Alice Payne Merritt of the Johns Hopkins Bloomberg School of Public Health/Center for Communication Programs (CCP), whose able guidance, enduring patience, and collegial support made this book possible.

To request additional copies of this book, please complete the order form at the back of the book, and return it to JHU/CCP. Since this Field Guide is designed to be a “living” document that reflects progress in the field, users of this book are encouraged to provide feedback to JHU/CCP on how future versions can be improved to best serve program needs.

Jane T. Bertrand, PhD, MBA  
Professor, Bloomberg School  
of Public Health  
Director, Center for  
Communication Programs

Jose G. Rimon, II  
Project Director  
PCS  
Johns Hopkins  
Bloomberg School of  
Public Health

# Table of Contents

<b>Acknowledgments</b> .....	<b>iii</b>
<b>Using This Book</b> .....	<b>viii</b>
<b>Introduction</b> .....	<b>1</b>
<b>Chapter 1: Analysis of the Situation</b> .....	<b>17</b>
Step 1: Identifying and Understanding the Problem .....	20
Step 2: Determining Potential Audiences .....	26
Step 3: Identifying Potential Communication Resources .....	33
Step 4: Assessing the Environment .....	39
Step 5: Summarizing Strengths, Weaknesses, Opportunities, and Threats .....	44
<b>Chapter 2: Audience Segmentation</b> .....	<b>53</b>
Step 1: Determining Audience Segments .....	55
Step 2: Prioritizing Audience Segments Within the Strategy .....	61
Step 3: Identifying Influencing Audiences .....	68
Step 4: Painting a Portrait of the Primary Audience .....	72
<b>Chapter 3: Behavior Change Objectives</b> .....	<b>77</b>
Step 1: Stating the Behavior Change That Will Meet the Audience's Health Needs .....	80
Step 2: Stating How Much the Behavior Will Change .....	81
Step 3: Deciding the Timeframe Within Which the Expected Change Will Occur .....	83
Step 4: Linking Behavior Change Objectives to Program Objectives .....	84
Step 5: Identifying Indicators to Track Progress .....	84

<b>Chapter 4: Strategic Approach .....</b>	<b>93</b>
Step 1: Reviewing the Key Issue or Problem, Audience Segments, and Objectives .....	95
Step 2: Determining Long-Term Identity and Positioning Strategy of the Behavior .....	96
Step 3: Exploring Strategic Alternatives .....	110
Step 4: Determining Strategic Approach and Rationale .....	117
 <b>Chapter 5: The Message Brief .....</b>	 <b>121</b>
Step 1: Identifying the Key Fact .....	127
Step 2: Identifying the Promise .....	128
Step 3: Defining the Support .....	129
Step 4: Describing the Competition for the Message .....	129
Step 5: Developing the Statement of the Ultimate and Lasting Impression That the Audience Will Have After Hearing or Seeing the Message .....	131
Step 6: Describing the Desired User Profile .....	132
Step 7: Identifying the Key Message Points .....	133
 <b>Chapter 6: Channels and Tools .....</b>	 <b>139</b>
Step 1: Choosing the Channels That Are the Most Likely To Reach the Intended Audience .....	141
Step 2: Determining Tools .....	153
Step 3: Integrating Messages, Channels, and Tools .....	162
 <b>Chapter 7: Management Plan .....</b>	 <b>165</b>
Step 1: Identifying the Lead Organization and Collaborating Partners .....	167
Step 2: Defining the Roles and Responsibilities of Each Partner .....	170
Step 3: Outlining How the Partners Will Work Together .....	172
Step 4: Developing a Timeline for Implementing the Strategy .....	173
Step 5: Developing a Budget .....	176
Step 6: Planning To Monitor Activities .....	179

<b>Chapter 8. Evaluation Plan .....</b>	<b>193</b>
Step 1: Identifying the Scope and Type of Evaluation .....	195
Step 2: Planning for Monitoring and Impact Assessment .....	197
Step 3: Identifying the Evaluation Design and Sources of Data .....	208
Step 4: Tailoring the Evaluation to the Specific Situation .....	215
Step 5: Deciding Who Will Conduct the Evaluation .....	216
Step 6: Planning To Document and Disseminate Evaluation Results .....	217
 <b>Chapter 9. Summary .....</b>	 <b>221</b>
Staying on Strategy .....	222
The Strategy Test .....	224
Why Ask “Why?” .....	225
Strategy Summary Outline .....	226
Strategy Review .....	229
 <b>Appendices .....</b>	 <b>1-1</b>
1: Behavior Change Theories	
2: Case Studies	
3: Glossary	
4: Bibliography	

# Using This Book

The purpose of this strategic communication Field Guide is to provide practical guidance to those who are in a position to design, implement, or support a strategic health communication effort. The emphasis of the guide is on developing a comprehensive, long-term approach to health communication that responds appropriately to audience needs. The guide is based on the idea that effective strategic communication is based on the convergence of “senders” and “receivers” in which the differences between the two begin to disappear. It is also based on the recognition that communication, to be effective, must not be treated as a “spare” wheel, used only when the efforts start to falter or fail, but as a “steering” wheel that can serve as a basis for making informed choices. Strategic communication is collaborative and participatory in nature, follows a sound decisionmaking process based on science, and creates sustainable efforts that improve health outcomes.

The guide has three primary audiences:

- Program managers in developing countries who are responsible for designing and implementing health programs.
- Communication specialists who are responsible for designing and executing health communication strategies and for developing materials and messages.
- Policymakers and representatives of funding agencies who determine the level of support for health communication strategies and the degree to which communication efforts are integrated into other health program initiatives.



A program manager should find this book helpful in understanding the context within which communication professionals design and implement health communication strategies. Program managers may find that issues identified in the course of developing one health communication strategy have an impact on other health programs on which they are working.

For a communication specialist, this book will provide a comprehensive set of practical tools and steps to guide efforts to improve health among specific populations. Each chapter provides worksheets, examples, and tips to help the reader apply the concepts and processes described.

For a policymaker, this book will demonstrate the role that strategic communication can play in addressing complex health problems. It will also emphasize the need to continuously apply strategic communication principles to achieve long-term behavior change objectives.\*

The process of designing a health communication strategy is participatory in nature. Typically, a team of individuals will be involved in designing the strategy. The communication specialist is often the primary staff person responsible for creating the process in which all stakeholders, including the beneficiaries, participate in designing the strategy. The communication specialist works in close collaboration with the other stakeholders and team members, which at the national or subnational level may include a variety of public and private sector agencies, such as the Ministry of Health (MOH), service delivery groups (e.g., clinics, doctors' offices, nurse-midwife associations), clients or audience members, advertising agencies, research organizations, public relations (PR) firms, and other technical consultants with relevant expertise.

As you read this book, keep in mind that it is designed to be a catalyst for your own creative thinking. The steps and worksheets provided are flexible guidelines that you can—and should—adapt to fit your own particular situation. The emphasis is on practical tips and advice as well as on examples to illustrate how to apply

\*The term “behavior change” is used in this book in a broad sense. It includes reinforcing existing behaviors, when desired, or developing new behaviors when they do not exist.

**Icon Key:** Icons will appear throughout the field guide to help you with the process of developing a communication strategy.



**Example**



**Worksheet**



**Tip**



**Checklist**



**Questions to ask yourself**



**Important note**



**Uganda summary example**

the concepts in real-life situations. The book contains summary sheets at the end of each chapter that are designed to be compiled and used together in writing a health communication strategy. It is important to note, however, that designing a strategy is not a linear process. Strategy development is iterative in nature, and you will likely have to revisit decisions made early in the process as more information becomes available and as you gain additional insight from and about the audience.

To aid you in developing a strategy, the field guide offers illustrative examples, worksheets, tips and other special features that can be easily identified through the use of icons. In addition, every chapter ends with a Uganda communication strategy summary statement that capsulizes the chapter's main points. The Uganda summary example can be identified through its own icon.

We hope that after you have read this book, you will have found it a useful tool that helps design and implement health communication efforts that are truly strategic.



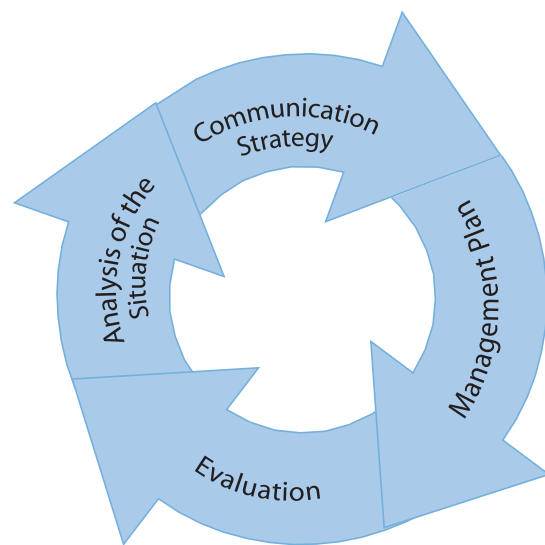
# Introduction

---

**By the end of this introduction, the reader will understand:**

- **The components of a communication strategy outline**
- **Why the word “*strategic*” is important in health communication**
- **The importance of having a vision**
- **The Process of Behavior Change (PBC) framework and the ‘P’ Process**
- **The definition and characteristics of strategic health communication**

As you embark on the process of developing a health communication strategy, you will need to have a framework in mind to help organize the information gathered. The following outline lists the components that should be included in an integrated, multiyear, multiphased communication strategy. The elements in this outline will be discussed in detail in the following chapters. You will note that the communication strategy outline does not exactly match the chapter titles and chapter subheadings. This discrepancy is intentional, as the communication strategy outline is intended to be a synthesis of the strategic design process, while the chapters include detailed steps to follow at each stage of the process.



## Communication Strategy Outline

### I. Analysis of the Situation

- A. Purpose (Health situation that the program is trying to improve)
- B. Key Health Issue (Behavior or change that needs to occur to improve the health situation)
- C. Context (Strengths, Weaknesses, Opportunities, and Threats [SWOT] that affect the health situation)
- D. Gaps in information available to the program planners and to the audience that limit the program's ability to develop sound strategy. These gaps will be addressed through research in preparation for executing the strategy
- E. Formative Research (New information that will address the gaps identified above)

### II. Communication Strategy

- F. Audiences (Primary, secondary and/or influencing audiences)
- G. Objectives
- H. Positioning and Long-Term Identity
- I. Strategic Approach
- J. Key Message Points
- K. Channels and Tools

### III. Management Considerations

- A. Partner Roles and Responsibilities
- B. Timeline for Strategy Implementation
- C. Budget
- D. Monitoring Plan

### IV. Evaluation—Tracking Progress and Evaluating Impact

# Overview

Consider, for example, the way an architect and a builder work together to produce a building for their client. Suppose, for example, that a city in your country needs a new primary school. The Ministry of Education is the client. The Ministry staff consult with an architect and discuss the overall characteristics of the need: the number of students expected, the number of different classes, the location of the school, and allocated budget and timeframe for completing the project. The key stakeholders work together as a team to clarify what is needed.

The architect then analyzes the situation further, for example, specifying the number of classes, the estimated number of boys, girls, teachers, and administrators, the number of floors the school should have, the number of offices for staff, and the placement of hallways and stairways. The architect develops a strategic design for the school, a design that meets the specified needs and is at the same time feasible in terms of cost, materials, and labor.

In other words, the architect interprets data as well as the client's needs and creates a unique master plan, specifications, and detailed blueprints. The architect is a strategic designer who works with his client to ensure that the client's input is taken into account. The builder's role is similar to that of an implementer, who develops a tactical plan to execute the strategy and ideas in the architect's blueprint, while staying within the budget and meeting deadlines. He or she implements through a team of subcontractors: engineers, electricians, plumbers, carpenters, and designers. Without an overall strategy, a master plan, and detailed blueprints for the workers to follow, the finished building might look more like a house than a school.



**TIP: As you read this book, look for “your friend the architect” at the beginning of each chapter. His or her role in designing the school will help you understand the ideas explained in the chapter.**

### Why the Emphasis on *Strategic* in Health Communication?

Strategic design is the hallmark of successful health programs. Over the past 20 years, health communicators have come to realize that collaboratively designed, implemented, and evaluated health communication strategies will help achieve the goal of improving health in a significant and lasting way by empowering people to change their behavior and by facilitating social change. Sound communication strategies provide coherence for a health program's activities and enhance the health program's power to succeed. Strategic communication is the program's steering wheel, guiding it towards its goals. Strategic communication is also the glue that holds the program together or the creative vision that integrates a program's multifaceted activities.

Prior to this era of strategic design, health communication in the 1960s was largely characterized as the "medical era." It operated under the assumption that, "If we build it they will come." This medical monologue model is often represented by the image of a physician lecturing or talking to patients. The 1970s recognized the need to reach beyond the clinics. Borrowing mainly from the agricultural extension model, field work was mostly supported by print materials and visual aids. Mass media impact was considered modest due to limited reach. This period was mainly described as the "field era," moving from monologue to dialogue (Rogers, 1973). The 1980s saw the proliferation of social marketing with a move from nonpaying clients to customers who ask and pay for services, and the use of integrated marketing communication approaches borrowed from the commercial sector. This period may be called the "social marketing" era. Health communication in the 1990s to the present has evolved into what may be called the "strategic era," characterized by multichannel integration, multiplicity of stakeholders, increased attention to evaluation and evidence-based programming, large-scale impact at the national level, more pervasive use of mass media, and a communication process in which participants ("senders and receivers") both create and share together (Rimon, 2001).



The new, strategic era of communication is distinguished by several other important characteristics:

- Previously separate services are more integrated. It is becoming more common to find a variety of services, such as family planning (FP), maternal and child health, and sexually transmitted disease (STD) treatment and prevention offered at the same location.
- Integration is also occurring among communication channels. Mass media, community-based, and interpersonal channels are being used strategically to reinforce one another and maximize impact.
- The role of the electronic media is becoming more prominent. New technologies are being added to the communication mix to reach more people in innovative ways.
- Decentralization has shifted control and decisionmaking from the central government to local communities.
- A multiplicity of stakeholders is involved at every step in the strategic communication process.
- Audience segmentation is becoming more sophisticated, which allows for more tailored messages to audiences.
- A recognition that households and communities are producers of health and play a different role in improving health than does the health service delivery system.
- Increased attention to evaluation and evidence-based programming is providing much-needed data upon which to base decisions (Rimon, 2001).

### **Strategic Vision**

The overarching component of a strategically oriented health communication program is a powerful, well-articulated, long-term vision.



### Example

The Coalition for Healthy Indonesia envisioned “healthy individuals, families, and communities in a healthy nation.” By 2010, their mission at the individual/household level is that individuals and households (2000):

- Are receiving health-related messages through multiple channels.
- Are knowledgeable about personal and public health problems, are knowledgeable of types and sources of services to prevent diseases and promote health, and will be motivated to adopt healthy behaviors and practices.
- Understand their rights to a healthy environment and to a basic package of accessible, affordable, quality health services.
- Are participating in social, cultural, religious, and other associations that include health information, promotion, and advocacy on their agendas.
- Are exhibiting healthy behavior and avoidance of health risk.

**Every program needs a long-term vision. It can empower people because it shows what is important. It can stimulate teamwork because it shows what everyone needs to do. And it can strengthen organizations because it generates new energy.**

—(Piotrow, Kincaid, Rimon, & Rinehart, 1997).

A good strategic vision is one that is shared among all stakeholders. It is inspirational and concrete, suggests what people need to do, and engages participants. The strategic vision should paint a mental picture of a desired scenario in the future. It should reflect the core values and beliefs shared by team members, such as the concept of people acting as producers of their own health. A good strategic vision focuses not on the size of the problem at hand but on the possibility of sharing in the creation of a better future.

**[I have a vision of a society where] Nontechnical, everyday people are able to easily use technology.**

—Steve Jobs, Chairman, Apple Computers

**I have a vision. I want to see an Indonesia twenty years from now in which 80 percent of FP services are provided by the private sector and 20 percent by the government, with government serving only those who are poor or cannot afford to pay. Work with us to make this vision a reality.**

—Dr. Haryono Suyono, Chairman of the Indonesian National Family Planning Coordinating Board (BKKBN), 1986

Good strategic visions are also practical and set the team’s sights on what is considered possible. Visions considered to be beyond the realm of possibility are often disregarded as a leader’s fanciful dreams. A dream that is not thought possible to achieve in real life is ignored.



Successful elements of strategic visions:

- Build on the core strengths of the program.
- Reinforce a program's history and culture while striving to achieve new goals.
- Clarify the purpose and direction of communication activities.
- Emphasize the power of teamwork.

The true test of a strategic vision is this: Does it provide direction, communicate enthusiasm, kindle excitement, and foster commitment and dedication? If it does, then the strategic vision can provide several benefits, including:

- **Empowering the team to work toward a common goal because the vision shows what is important.** A vision stimulates teamwork because it shows what everyone needs to do. Inspirational visions energize program activities, giving them new strength upon which to draw when implementing strategies.
- **Helping team members determine priority actions in relation to the program.** A vision helps people focus on attaining certain outcomes and on acting in ways that will achieve those outcomes. When a clear vision is in place, it concentrates power by avoiding arguments about whether to do something or not.
- **Claiming the future.** A vision supplies a calling for team members, creating meaning for their work and a justifiable pride. By comparing the present with a desired future, a vision creates a useful tension between what exists now and how the team would like the world to be. It helps people recognize barriers to achieving the desired state or condition by vividly describing the desired state and making it seem attainable.

Effective communication efforts develop vision statements, with the participation of stakeholders and beneficiaries, to set forth the direction that the team should follow and to define clearly and succinctly how the communication activities will affect the broader program environment. Sometimes a program mission statement is also developed to translate the overall thrust of the strategic vision into more management-oriented goals and objectives. The vision statement should be

a brief but compelling description of how the health situation or condition will look after the communication activities have successfully reached their conclusion. This statement should become the catalytic force or organizing principle for all subsequent strategic communication activities carried out by the team.

## A Framework for Strategic Design

Many theoretical models and frameworks can guide the strategic design process (see appendix 1). This book describes a framework known as the PBC; a framework that has been used successfully in the field of health communication for many years.

## Process of Behavior Change

The PBC framework recognizes that behavior change—and thus communication intended to influence behavior change—is a process. People usually move through several intermediate steps in the behavior change process (Piotrow et al., 1997). In addition, there is typically a correlation between increases in behaviors, such as partner-to-partner dialogue about reproductive health and subsequent use of reproductive health methods.

Furthermore, this framework suggests that people at different stages constitute distinct audiences. Thus, they usually need different messages and sometimes different approaches, whether through interpersonal channels, community channels, or mass media.



An audience can generally be described as:

- **Preknowledgeable**—Is unaware of the problem or of their personal risk.
- **Knowledgeable**—Is aware of the problem and knowledgeable about desired behaviors.
- **Approving**—Is in favor of the desired behaviors.
- **Intending**—Intends to personally take the desired actions.
- **Practicing**—Practices the desired behaviors.
- **Advocating**—Practices the desired behaviors and advocates them to others.

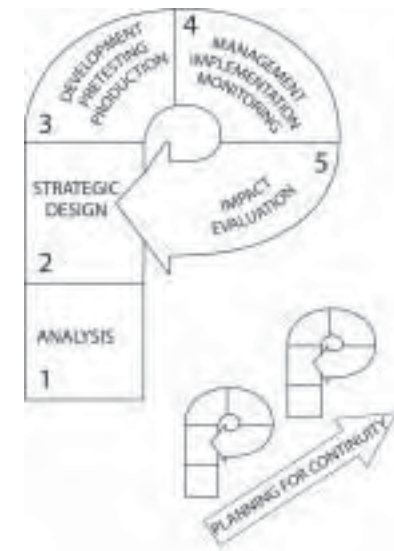
It is important to understand where the audience is in relation to these elements before embarking on a strategy. Progress from one element to the next increases the probability of behavior change and continuation.

Public policy and communication strategies influence both individual and collective change, establishing new community norms and, over time, providing support for stronger and more effective policies and programs. The PBC can play an important role in creating an enabling environment to support new behaviors. Advocacy is a key element in this process and can help make the desired behavior sustainable.

The PBC framework can work effectively together with a comprehensive project design and implementation approach known as the Processes and Principles of Health Communication—the “P” Process (Piotrow et al., 1997). The “P” Process was developed in 1983 and is depicted by the figure on the right.

The “P” Process steps are:

- 1. Analysis**—Understand the nature of the health issue and barriers to change: listen to potential audiences; assess existing program policies, resources, strengths, and weaknesses; and analyze communication resources.
- 2. Strategic Design**—Decide on objectives, identify audience segments, position the concept for the audience, clarify the behavior change model to be used, select channels of communication, plan for interpersonal discussion, draw up an action plan, and design for evaluation.
- 3. Development, Pretesting, Revision, and Production**—Develop message concepts, pretest with audience members and gatekeepers, revise and produce messages and materials, and retest new and existing materials.
- 4. Management, Implementation, and Monitoring**—Mobilize key organizations; create a positive organizational climate; implement the action plan; and monitor dissemination, transmission, and reception of program outputs.
- 5. Impact Evaluation**—Measure impact on audiences, and determine how to improve future projects.
- 6. Planning for Continuity**—Adjust to changing conditions, and plan for continuity and self-sufficiency.



For almost two decades, the “P” Process has provided a solid framework that is easily applied to strategy development, project implementation, technical assistance, institution building, and training. This framework is used collaboratively as a guide by the various stakeholders involved in designing and implementing strategic health communication programs.

Several qualities of the “P” Process make it a very useful tool for program planning and implementation:

- It is systematic and rational.
- It is continually responsive to changing environments and can be adapted to new research findings and data.
- It is practical for field applications at all levels.
- It is strategic in setting and pursuing long-term objectives.

When followed in sequence, the six steps of the “P” Process are helpful in developing effective program design. The focus of this book is on step 2—strategic design. When reading through each chapter, keep step 2 of the “P” Process in mind to reinforce the level of strategic decisionmaking that is required. The focus is on designing, not implementing, a program.

Applying Step 2 of the “P” Process to design a communication strategy will also require using information obtained from conducting an analysis of the situation. Similarly, the strategic design process will require thinking ahead to issues involving the other steps of the “P” Process.

### **Definition and Characteristics of Strategic Health Communication**

**Strategic communication is based on a combination of:**

1. Data, ideas, and theories integrated by
2. A visionary design to achieve
3. Verifiable objectives by
4. Affecting the most likely sources and barriers to behavioral change, with the
5. Active participation of stakeholders and beneficiaries (Piotrow & Kincaid, 2001)

In other words, strategic communication takes advantage of science and facts, in addition to ideas and concepts, to set forth a long-term vision and realistic behavior change objectives to address a health issue. The vision and objectives are developed through dialogue with the intended audience and various stakeholders. In the dialogue process, both the “senders” and “receivers” are affected, moving toward mutual adjustments and convergence. A blending of science and art is essential to crafting a sound strategy.

## Specific Characteristics

For communication to be strategic, it should be:

- 1. Results-oriented.** The ultimate proof that a strategic communication effort is effective lies in health outcomes. Research should be designed to gauge increases in audience knowledge, approval, and adoption of healthy behaviors. Equally important is increasing the capacity of local partners to carry out these kinds of programs on their own.
- 2. Science-based.** A science- and research-based approach to communication requires both accurate data and relevant theory. It begins with formative research and adequate data to define a specific health problem, identify feasible solutions, and describe the intended audience. This approach relies on the health sciences to make sure that the content and context of a strategic communication effort are correct. For example, in Brazil a series of focus groups was conducted with potential audience members to identify the sexual practices of street children, in an effort to determine the risk of contracting HIV/AIDS. Results of the focus groups were compiled and analyzed according to several variables, such as number of partners, type of partners (e.g., same sex, commercial sex workers), type of sexual contact (e.g., oral, anal, vaginal), frequency, and reasons for the occurrence of the sexual activity. This analysis formed the basis for developing a communication strategy that was designed to reduce HIV/AIDS transmission among Brazilian street children.



Strategic communication also depends upon appropriate social science models or theories of behavior change, which might include:\*

- Stages of change/diffusion theories
- Cognitive theories
- Emotional response theories
- Social process and influence theories
- Mass media theories

**3. Client-centered.** A client-centered approach requires starting with an understanding from the client's point of view of what the health needs are. Discussions with the potential audience provide insights about those health needs and the barriers to meeting the expressed needs. Through research, especially qualitative research and participatory learning approaches (PLA), members of the intended audience can help shape appropriate messages and can offer insights for other communication-related decisions that need to be made. A client-centered approach also implies understanding strategic changes that can affect the balance of power, including the gender balance of power, in service programs. For example, encouraging greater community participation, allowing clients to choose their own methods and treatment, or having clients set the program priorities for health services are ways to strengthen a client-centered approach.

**4. Participatory.** Strategic communication promotes participatory decision making by stakeholders and beneficiaries in all stages of the "P" Process, including planning, implementation, and evaluation. It is critical to involve the key stakeholders at the inception of the strategy design process. Building a sense of ownership will help ensure that the strategy will be implemented in a meaningful way. See the resource book titled *How To Mobilize Communities for Health and Social Change* published by Johns Hopkins Bloomberg School of Public Health/CCP in collaboration with Save the Children for further information on this topic.

\*See Appendix 1, "Behavior Change Theories," for more information.

5. **Benefit-oriented.** The audience must perceive a clear benefit in taking the action promoted by the communication effort. This characteristic is closely associated with the long-term identity and with the notion of positioning, which is discussed in chapter 4.
6. **Service-linked.** Health promotion efforts should identify and promote specific services, whether through health care delivery sites, providers, brand name products, or ways to increase access to services and products. This approach reinforces the concept of individual self-efficacy or the ability to resolve a problem oneself and also supports the concept of collective self-efficacy or the ability of a community to assert its will.
7. **Multichanneled.** Effective strategic communication uses a variety of means. Communication strategies often integrate interpersonal communication (IPC), community-based channels, and various media to create a dynamic, two-way exchange of information and ideas. Additionally, research has shown that often the effectiveness of messages being understood and acted upon increases with the number and type of channels used to disseminate them. This is sometimes called the “dose” effect. Like a good carpenter who knows when to use a hammer or a chisel, an effective communicator does not argue whether mass media is better than IPC. Each tool has a role, and the communicator uses the tool or combination of tools that is most appropriate for the situation.
8. **Technically high quality.** The strategic health communicator works with competent agencies and individuals to:
  - Design high-quality communication messages and materials.
  - Produce professionally designed materials.
  - Ensure that community-based activities are appropriate and well done.
  - Strengthen counseling skills.

Investing resources wisely to design effective strategies and materials at the outset will ultimately be more economical than cutting corners and producing a campaign that conveys a substandard image. Simply put, quality costs less. Another important point to remember is that focus demands sacrifice. Strategic communication is specific in what it attempts to accomplish and does not try to be all things to all people.

- 9. Advocacy-related.** Advocacy occurs on two levels: the personal/social level and the policy or program level. Personal and social advocacy occurs when current and new adopters of a behavior acknowledge their change and encourage family members and friends to adopt a similar behavior. For example, individuals who have quit smoking often advocate to other smokers that they should quit.

Policy or program advocacy occurs when the advocacy is aimed at change in specific policies or programs. Seeking to influence behavior alone is insufficient if the underlying social factors that shape the behavior remain unchanged. Behavior change objectives will address individual behavior, but policies, laws, strategies, and programs may also need to be influenced, so that they support sustained behavior change. The two levels of advocacy reinforce one another.

- 10. Expanded to scale.** It is easy to ensure the effectiveness of a communication intervention when applied to a small village or district. The real challenge is whether the intervention can effect change on a much wider scale beyond a village or the usual pilot areas. Communication strategies can be scaled up to reach ever-larger populations and areas. In general, mass media interventions are easier to scale up than community or interpersonal interventions. The latter two can be costly to scale up and can be difficult to monitor.

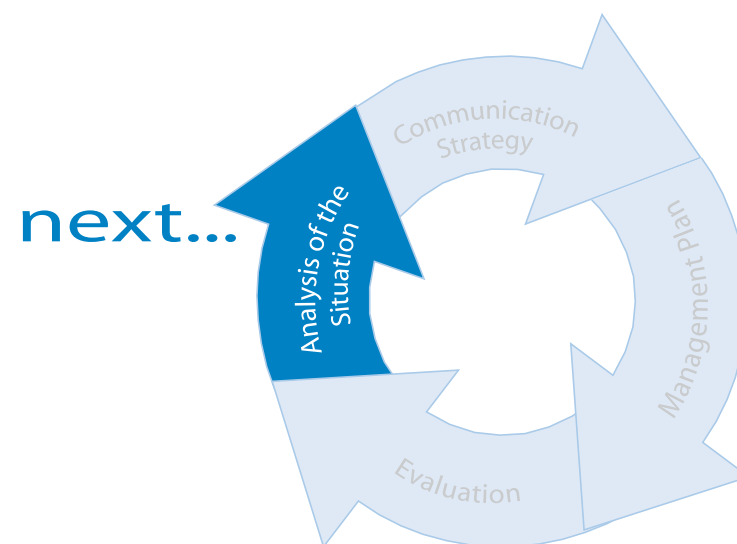


**11. Programmatically sustainable.** Strategic communication is not something that is done once. A good strategy continues over time as it reaches new audience members and adapts to changes in the environment. Continuity must be in place at the organizational level, among leaders, and with the donor community, to ensure that strategic communication efforts achieve long-term impact.

**12. Cost-effective.** Strategic communication seeks to achieve healthy outcomes in more efficient and cost-effective ways. Strategy designers must also examine costs by the type of intervention, to try to achieve the optimal mix of activities and channels.

## Conclusion

A sound and effective health communication strategy should be based on an overarching vision of what needs to be achieved to address a particular health issue. The strategy should be integrated, have a long-term focus, should be responsive to individual behavior change needs, and should maximize the potential for change on a broader societal level. Frameworks such as the PBC and the “P” Process for project design and implementation are useful tools to guide the process of developing health communication strategies that get results. A combination of science, facts, vision, stakeholder buy-in, and audience participation is essential for success.



# References

*Coalition for Healthy Indonesia Strategy Document* (2000). (pp. 8).

Piotrow, P. T., Kincaid, D. L., Rimon, J. G. I., & Rinehart, W. (1997). *Health Communication: Lessons from Family Planning and Reproductive Health*. Westport, CT: Praeger Publishers.

Piotrow, P. T. & Kincaid, D. L. (2001). Strategic Communication for International Health Programs. In Rice and Atkin (Ed.), *Public Communication Campaigns* (3<sup>rd</sup> ed., pp. 251). Sage Publications.

Rimon, J. G. I. (2001). Behavior Change Communication in Public Health. In *Beyond Dialogue: Moving Toward Convergence*. Managua, Nicaragua: Presented at the United Nations Roundtable on Development Communication.

# Chapter 1

## Analysis of the Situation

**By the end of this chapter, the reader will be able to conduct an analysis of a particular health problem by completing the following steps:**

- Step 1: Identifying and Understanding the Problem**
- Step 2: Determining Potential Audiences**
- Step 3: Identifying Potential Communication Resources**
- Step 4: Assessing the Environment**
- Step 5: Summarizing the Strengths and Weaknesses of the human, technological, and financial resources available as well as the Opportunities for and Threats to effective health communication in the current environment.**



# Overview

After a preliminary meeting with the client, the next step of your friend the architect is to meet his client, the Ministry of Education, at the site of the proposed school to look over the situation, analyze it, and make some preliminary observations. This analysis will help shape his plan for designing the school. Working with the key stakeholders, the architect will refine many of these initial findings over time.

For example, the architect looks over the building site, notes whether it is flat or hilly, notes whether it is covered with trees or open space, and decides whether heavy machinery can easily access the area. In other words, he identifies any problems, and he notes their extent and the difficulty or ease with which they can be overcome. He also begins to think of how teachers, students, and parents will view this space. He thinks about their needs, such as natural light for the classrooms, air circulation, and ample room for sports activities and games.

With a mind to available resources, he examines the infrastructure to ensure that water and electricity are readily available. He begins to think about engaging a builder who has experience building a school and who has access to the kinds of subcontractors who will do their jobs most efficiently, for example, engineers, electricians, plumbers, carpenters, interior designers, and landscapers.

In much the same way, as you and your team begin the process of designing your health communication strategy, your first undertaking is the analysis of the situation.

This chapter offers guidance, practical tools, and approaches to help your team work through the five steps of developing an analysis of the situation. At the end of this chapter and at the end of most chapters, you will find a summary worksheet. **The Delivery of Improved Services for Health (DISH) project in Uganda** is used throughout this book to provide a comprehensive example showing how these summary worksheets are to be completed. When compiled as a set, the information in these summary worksheets will provide a concise overview of the key strategic considerations upon which you will base your strategy. Once you and your team have completed the analysis of the situation, you will have a more informed basis for proceeding to the next stages of strategy development.

Developing a health communication strategy demands in the first place that you understand all the factors that may have an impact on communication efforts. Such an understanding, known as the analysis of the situation, serves as the guide for all communication activities. Health communicators use the analysis of the situation to observe, gather, organize, and assess relevant factors. These factors include the nature and extent of the problem, audience characteristics, available resources, and the communication environment. Thus, although the analysis of the situation is not technically a part of step 2 of the “P” Process, which is the concern of this book, its importance warrants inclusion here of the information that will help you work through step 2.

The term “analysis of the situation” can be defined and used in many different ways. In the context of this Field Guide, the term “analysis of the situation” refers to the process of analyzing factors related specifically to the development of a communication strategy.

One result of conducting an analysis of the situation is an understanding of the gaps in your knowledge base that will need to be filled in order to move ahead with the strategy development process. A quantitative measure of the current situation as it relates to the audience is typically conducted in the form of a baseline survey. Additional insights are often gained by using qualitative techniques, such as focus groups. The “Tips on Information Collection Methods” in this chapter provide brief descriptions of some of the more commonly used



### TIPS: Do's and Don'ts To Keep in Mind as You Analyze Your Situation

#### Do's

Develop a clear outline before gathering information. It will help keep you focused on the important issues.

Ensure that the analysis will inform the decisions of strategic components (identification of audiences, objectives, etc.) that will be made later in the process.

Set a timetable for the process, and stay within the parameters of the timetable.

Read, listen, and observe many sources of information. No single source of information will provide you with all the information that you need.

Keep your summary statements as objective as possible.

Keep a notebook for jotting down ideas for strategy or tactics. Also, keep a list of challenges and opportunities that arise from reviewing the data. Your notebook and the list will give you a head start in writing the plan.

Document your progress by making note of your key sources of information, so that you can refer to them in future discussions.

qualitative techniques. As you work through the steps in this chapter, keep a list of the gaps and questions that you will need to answer through formative or preliminary research.

Even under the best of circumstances, it is unlikely that you will have a complete set of data to inform your decisions. The process of designing a health communication strategy is part art and part science. You will have to make judgments throughout the process to decide how much importance to assign a particular issue as well as to decide which approaches and strategies will work best.

step 1 of 5  
Analysis of the Situation

## Step 1 Identifying and Understanding the Problem



### TIPS: Do's and Don'ts To Keep in Mind as You Analyze Your Situation

#### Don'ts

Do not write objectives and strategies as part of the analysis of the situation. Keep your analysis as factual as possible. Appending objectives and strategies tempts you to adjust the analysis to fit the proposed strategy and objectives.

Do not give up if you cannot find the information that you need. Call on contacts, visit libraries, and consult collaborating organizations. The answers are there, but you will not always have data to substantiate every finding. At times you will have to rely on the views of knowledgeable individuals and your own observations, in addition to research data, as you begin to understand the situation.

The first step in conducting the analysis is to identify and understand the specific health problem that will be the focus of the proposed communication effort. Consider the health problem in the context of the overall strategic vision. To define an effective communication strategy, you will need to compare the shared vision with your understanding of the present situation, and you will need to understand why there is a difference between the two.

Usually in a national health communication strategy and especially when health programs and services are integrated, a number of different problems will be identified that need attention. This series of problems is often dealt with over time using phasing or sequencing techniques, layering of service delivery and communication channels to ensure maximum coverage, and clustering of health behaviors to promote integration.

However, it is important to identify the key problem related to each health behavior included in the strategy and to craft appropriate objectives and messages for each of these problems. The key to a successful health communication strategy is to focus on one specific problem at a time. Addressing too many problems at one time or too general a problem often creates messages that confuse or overwhelm the audience, limiting the impact of the communication.

In some cases, you will not need to identify the problem. An existing strategy may already point to what needs to be done, whether as directly related to an overall program objective (see chapter 3, step 4) or, ideally, as related to the overall strategic vision, articulated by key leaders and policymakers. However, if the problem is already identified, it is important to verify that it is still valid. You want to avoid beginning with a preconceived notion about the problem that may be based on old information, political concerns, or limited understanding of stakeholder perceptions.

### **Understanding the Health Problem**

Understanding the health problem means having a clear perception of its extent and severity as well as of the behaviors that will prevent and treat the problem. In the course of gaining such an understanding, you will become familiar with the available sources of information about the problem.

### **The Extent of the Health Problem**

Estimating the extent of a health problem is a factor in deciding how to communicate about it. Look for two key measures of extent: prevalence and incidence. These measures are commonly available through the MOH.

Prevalence measures the proportion—usually, the percentage—of people in a defined population who have the problem at a given time. For example:

- Last year, 65 percent of all sex workers in the northern region had gonorrhea.
- This month, 30 percent of all pregnant women in the eastern region between the ages of 18 and 25 years were anemic.

Since prevalence is constantly changing, public health practitioners use the most recent measurement in combination with incidence to estimate the extent of the problem. Incidence measures the rate of new cases of a particular health problem per thousand people in the population. For example:

- The number of cases of gonorrhea in the northern region is increasing by 10 percent per year.

- The number of anemic pregnant women seen in antenatal clinics in the eastern region is increasing by 2 percent per year.
- Measurements of incidence help to estimate what the prevalence rate will be in the future without any intervention. This information is usually available from the MOH or from programs or projects dealing with the health problem.

### **The Severity of the Health Problem**

Closely related to the extent of the health problem is its severity, which is measured as:

- Mortality, or the number of people who die from the problem
- Morbidity, or the number of people who are permanently or temporarily disabled by the problem
- The cost of the problem to an individual, the individual's family, and society as a whole

The MOH usually compiles information about a specific health problem's rates of mortality and morbidity. Organizations advocating attention to a health problem often compile information about its costs to individuals and society. When defining the severity of a health problem, it is usually helpful to put the problem in perspective by comparing its effects to those of other common diseases.

The data that you have gathered on the problem's extent and severity will play an important role when you develop your justification for spending resources to prevent and treat the problem.





## Desired Prevention and Treatment Behaviors

Several potential behavior changes may be appropriate responses to a health problem. Look beyond the factual information about the health problem to truly understand the broader environmental context. Pinpointing the desired behavior changes at the beginning of the planning process will help you and your team design an appropriate strategy.

To be sure that your team is planning to communicate appropriate prevention and treatment behaviors, talk with experts in the MOH, in the private sector, and in your organization, and ask whether the desired behavior is, for example, to:

- Improve dietary habits.
- Visit a clinic.
- Use a particular product.

In this area, ascertaining the views of the potential audience is critical. Do they perceive the problem in the same way as the experts? What would they like to see happen to address the health problem? Gaining understanding about the audience's perceptions may lead you to design communication interventions geared toward other groups, such as service providers or key influentials. Similarly, talking to health care providers may yield important insights about the health problem that may influence the strategy development process. Such insight may also demonstrate the need to conduct policy advocacy or media advocacy to address the health needs of the audience in a comprehensive way.

## Information Sources

The information that you have gathered by identifying the extent and severity of the problem and the desired prevention and treatment behavior will inform your communication strategy. Review example 1.1 below, and then complete worksheet 1.1 to organize and summarize the information that you have collected.



**Note:** For Worksheet 1.1 and for all worksheets in this book, use real data whenever possible. If the specific information requested in the worksheet is not available, complete the worksheet to the best of your ability.



**Example: Nicaragua** (Informe de . . . 2001)

**Project Background:** In October 1998, Hurricane Mitch cut an unprecedented swath of destruction through the heart of Central America, leaving thousands dead and billions of dollars (USD) in damage. In Nicaragua, more than 800,000 people suffered some degree of damage to their water supply system due to the effects of the hurricane. Thanks to the rapid intervention by the Government of Nicaragua and generous international assistance, the country quickly entered a reconstruction phase.

USAID/Nicaragua funded a water and sanitation component as a crucial piece of their Hurricane Mitch Reconstruction Project. Under this component, the Environmental Health Project (EHP) is responsible for the construction and repair of the community water and sanitation infrastructure. The Mitch Project included a behavior change communication component to promote better hygiene and sanitation practices. A coalition of various partner organizations implemented the project, with the ultimate goal of reducing the incidence of diarrheal diseases in the areas affected by Hurricane Mitch.

This national effort was named the Blue Star Campaign, one of the most comprehensive diarrhea prevention programs undertaken at the national level. The local population understood the value of health to the family, and the Blue Star symbol represented the dreams or goals of the audience to achieve a better quality of life. There were knowledge barriers, however, in that many people did not understand the links between bacteria on hands, handling of food, and the onset of diarrhea. Focusing on blocking the main pathways of diarrheal disease transmission, under the Blue Star Campaign, a number of interdependent components worked synergistically to implement an effective diarrhea prevention program.

### Example 1.1: Health Problem Analysis Worksheet

Health Problem	Extent		Severity***	Desired Prevention/ Treatment Behaviors	Sources of Information on This Health Problem
	Prevalence*	Incidence**			
Acute Diarrheal Diseases		874 per 10,000 children ages 0–5	Main cause of infant morbidity and mortality	<p>Prevention: Hand washing at critical times, water chlorination</p> <p>Treatment: Use oral rehydration therapy Bring child to health center</p>	<p>Report on health statistics from:</p> <p>National Enterprise for Water Pipes and Latrination —Direction of Rural Water Pipes (ENACAL –DAR) United Nations Children’s Fund (UNICEF) EHP</p>




- \* Proportion of the at-risk population known to have the health problem.
- \*\* Rate of new cases of the health problem reported in a period (month, quarter, or year)
- \*\*\* Death, morbidity rates

Instructions: Identify up to three key health problems that you might address. Use available data to estimate the prevalence, incidence, and severity of each problem. List the prevention and treatment methods recommended to the population by the program or organization with which you are working.

### Worksheet 1.1: Health Problem Analysis

Health Problem	Extent		Severity***	Desired Prevention/ Treatment Behaviors	Sources of Information on This Health Problem
	Prevalence*	Incidence**			



- \* Proportion of the at-risk population known to have the health problem.
- \*\* Rate of new cases of the health problem reported in a period (month, quarter, or year)
- \*\*\* Death, morbidity rates



## Step 2 Determining Potential Audiences

### TIPS: Practical Techniques for Analyzing the Situation

#### 1. Read

To collect quantitative and qualitative studies and reports pertaining to health and communication, first contact the Ministry of Planning, MOH, and Ministry of Information. They may recommend other government agencies that can provide the type of information you want. Private organizations also collect good quantitative data, but these surveys may be too costly or unavailable due to proprietary issues. Ask for both published and unpublished documents, including internal reports, that cover the subjects in which you are interested, such as:

Literature reviews	Economic reports
Population-based surveys	Policy documents
Service and sales statistics	Workshop reports
Focus-group discussion reports	Management reports
Evaluation reports of other health programs	Supervisory reports
Analyses of health care and health delivery systems	Technical assistance reports
DHS and other household surveys of knowledge, attitudes, and practices	Training needs assessments
Inventories of communication materials available at clinic sites	Interview records
Census data	Service delivery records
Donors' country reports	Action plans
	Progress reports
	Project evaluations
	University papers
	Journal articles

Get as many samples of health communication materials as you can for future reference. Printed materials, such as brochures and posters, are easy to transport, and you may be able to obtain audio or videocassettes as well. If you don't know the language, ask for a written translation.

The primary audience for a communication strategy will usually be the people who are at risk of or who are suffering from a particular health problem. One exception to this is children, in which case their caregivers are usually addressed as the key influencing audience. To help identify potential audiences, review the available research about the extent of the condition or disease. Sources of this information include the MOH, local health centers, and national health surveys. Medical and public health personnel can explain how the problem spreads and can identify those at risk or affected by it. There may well be gaps in available information that will require formative research or baseline studies before you can understand enough about potential audiences to clearly articulate and describe who they are.

### Identify Common Audience Characteristics

As you identify potential audiences, group them according to common characteristics, such as age range, gender, occupation, residence, or number of children, as well as by lifestyle and access to print, radio, and television media. Look for characteristics that differentiate the potential audience from persons who are not at risk or do not have the health problem. Make sure that your analysis is gender-sensitive by considering the different gender roles and relationships among potential audience members. How are the potential audiences currently behaving in relation to the concepts of gender equity and gender equality? Also look at whether members of potential audience groups have a high degree of perceived social support, which can play an important role in an individual's ability to change. Table 1.1 presents common group characteristics and examples of audience groupings.

### Identify Behavior Change Stage

For each audience, look for information that identifies current health behaviors compared with desired or recommended health behaviors. How close or far away are they from adopting the behaviors? One useful approach is to categorize your potential audience according to the PBC framework presented in the "Introduction."



To develop estimates of the stage of behavior change of the potential audiences, review existing quantitative data, such as Demographic and Health Surveys (DHS) and census data. Both sources may provide relevant information about the stage of behavior change of various groups of people within a country's population. DHS generally ask about knowledge, attitudes, and practices relative to reproductive, maternal, and child health. The latest DHS is generally available from your local MOH or from the USAID office. If not, Macro International, Inc., can provide copies of DHS reports for various countries.\*

Often the existing audience data are insufficient for making decisions related to a communication strategy. You may need to work with research experts to design and implement a quantitative baseline survey that generates reliable information about audience characteristics, behavioral issues, barriers to behavior change, etc. Similarly, it is often useful to conduct qualitative research, such as focus groups, with potential audience members to yield rich, descriptive information about the audience. Sometimes this is coupled with one-on-one interviews with key stakeholders to get additional insights. You and your team members will need to make judgments about what preliminary research, if any, is required, and you should also consider timing and budget issues when addressing this issue.

In addition to reviewing formal studies, interview local experts to get their opinions on the stage of behavior of the group in question. Also, to gain additional insight, talk with program personnel who work with the potential audience on a daily basis.

\*Macro International, Inc., 11785 Beltsville Drive, Calverton MD 20705, USA, phone: (301) 572-0200, fax: (301) 572-0999, email: reports@macroint.com

## TIPS: Practical Techniques for Analyzing the Situation

### 2. Listen

Another way to get the information you need to analyze the situation is to conduct interviews. Interviews will help you:

- Solicit the needs, views, and perspectives of those identified as stakeholders in the program, including the audience
- Identify potential resources for assisting with health communication

Before conducting the interview, develop an interview questionnaire to ensure that you ask all the questions you intend to ask.

To help complete your understanding of the situation, conduct interviews with representatives of at least five types of groups:

- Potential audience members
- Agenda setters (policymakers and researchers)
- Organizations providing health services and products
- Media
- Donors and technical assistance organizations

Potential interviewees are any persons, groups, or entities that can shape the direction of a communication effort, provide vital resources, or serve as an implementing partner.

#### Examples of those to interview include:

- |   |   |
|---|---|
| Senior program managers within your program                                     | Traditional healers   |
| Directors of organizations providing related health services                    | Directors of radio and television stations                                  |
| Representatives of religious organizations in areas where health problems exist | Journalists and editors of magazines and newspapers                         |
| Community leaders in areas where health problems exist                          | Donor representatives   |
| Directors of service delivery   | Representatives of ministries or directorates concerned with women's issues |
| Directors of logistics management   | University representatives  |
| Political leaders with a demonstrated interest in health                        | Clients of clinics offering health services                                 |
| Potential clients   | Clinic supervisors  |
|   | Service providers International organizations working in health             |



**Table 1.1: Possible Common Characteristics of Potential Audiences**  
(Schiffman & Kanuk, 1995)

Characteristics	Examples
<b>Geographic</b>	
Regional	North, south, east, west
City size	Major metropolitan area, small city, town
Population density	Urban, suburban, rural
Climate	Temperate, hot, humid
<b>Demographic</b>	
Age	Under 12, 12–17, 18–24, 25–34, 35–49
Sex	Male, female
Marital status	Single, married, divorced, widowed
Income	Below poverty line, top 20 percent
Education	No formal education, some primary, primary complete, some secondary, secondary complete, university
Occupation	Agriculture, trader, civil servant, professional, technical
<b>Psychological/Psychographic</b>	
Motivation	Limit, regulate, protect against unwanted pregnancy or disease
Perception	Low risk, moderate risk, high risk
Involvement	Low involvement, high involvement
Attitudes	Positive, negative
Lifestyle	Conservative, status seeker, innovator
<b>Sociocultural</b>	
Language/culture	Khmer, Twi, Zama
Religion	Buddhist, Muslim, Christian, Animist
Ethnicity	Hausa, Yoruba, Kurd
Social class/caste	Lower, middle, upper
Family lifestyle	Single, recently married, retired
<b>Degree of Use</b>	
Common use rates	Heavy user, moderate user, light user, nonuser
<b>Use Situation</b>	
Time	Morning, evening, midday
Objective	Personal protection, protection of others
Location	In home, at work, other location
Person	Self, spouse, sexual partner

## Identify Known Barriers to Behavior Change

As you interview program workers, health experts, community representatives, and members of the potential audience, ask why they think the audiences are not adopting the desired health behaviors.

Often one of the main barriers to adopting behaviors is the fact that the audience is preknowledgeable. In Bangladesh, for example, a situation analysis for the National Tuberculosis Control Strategy revealed that most people, especially in rural areas, did not know that treatment is provided free of cost from Government health facilities.

However, you and your team must also consider barriers that go beyond awareness and knowledge. Look for barriers in the following categories to give you a more complete picture of the situation:

Category	Questions To Ask
Availability	Are the services or products needed to adopt the desired behavior available in the area where the proposed audience lives and works?
Accessibility	Is the audience able to obtain and use the services or products needed to adopt the desired behavior? For example, a teenage audience may not be allowed to get counseling or contraceptives from a service provider.
Affordability	Can the audience afford the services and products needed to adopt the desired behavior? Think in terms of time and inconvenience costs as well as money.
Acceptability	Is it socially acceptable for the audience to get and use the services or products? Is it acceptable for them to practice the desired behavior?



### TIPS: Practical Techniques for Analyzing the Situation

#### 3. Observe

As you travel the country, ask as many questions as possible, and take lots of notes about what you see. Make sure that you spend time in rural areas as well as urban, and if there are strong regional differences due to religious or cultural traditions, try to visit different regions so that you obtain a balanced view of the country.

#### Observe the following:

- Counseling sessions
- Group health talks in clinics
- Community outreach efforts
- Presence of health messages, materials, and activities in places where intended audiences live and work

Observation is one of the best tools not only to assess what is going on, but also to note some of the strategies that seem to work best to reach a certain group of people. For example:

Do most mothers consult traditional healers about their children's health?

Will a family use its scarce financial resources to pay for preventive health care?

Understanding the barriers to change—even those that may be beyond the ability of communication to change—is important for making strategic communication decisions. This knowledge will help you estimate the degree of change that can be achieved within a given timeframe.

### **Identify Key Influencers**

After you have identified your potential audiences, find out who influences their health behaviors. Talk with program managers who work in the community as well as community workers who visit the audience regularly. Review relevant research findings. Make informal visits to communities and homes. Talk with members of the potential audience and community leaders about the health problem.

Review examples 1.2a and 1.2b, and then complete worksheets 1.2a and 1.2b.





### Example 1.2a: Potential Primary Audiences Worksheet

Instructions: Identify groups of people with common characteristics who are suffering from or at risk of the health problem. Complete the table for each potential audience.

#### Example: Nicaragua

Audience	Common Characteristics	Stage of Behavior Change*	Known Barriers to Behavior Change**	Sources of Information on This Audience
Infants and children up to 5 years of age		Preknowledgeable	<ul style="list-style-type: none"> <li>■ Lack of knowledge about hands as a vehicle to transmit bacteria</li> <li>■ Lack of skills</li> <li>■ Limited availability of running water</li> <li>■ Limited understanding of the seriousness of the issue</li> </ul>	Qualitative and quantitative research conducted by nongovernmental organizations (NGOs) and the project



\* Preknowledgeable, knowledgeable, approving, intending, practicing, advocating.  
 \*\* Accessibility, acceptability, affordability, availability.

### Worksheet 1.2a: Potential Primary Audiences

Instructions: Identify groups of people with common characteristics who are suffering from or at risk of the health problem. Complete the table for each potential audience.

Audience	Common Characteristics	Stage of Behavior Change*	Known Barriers to Behavior Change**	Sources of Information on This Audience



\* Preknowledgeable, knowledgeable, approving, intending, practicing, advocating.  
 \*\* Accessibility, acceptability, affordability, availability.

### Example 1.2b: Potential Influencing Audiences Worksheet

Instructions: Identify groups of people with common characteristics who potentially can influence audiences for your communication efforts. Complete the table for each potential primary audience.

#### Example: Nicaragua



Name of Potential Influencing Audience	Primary Audience Influenced	Estimated Power of Influence*	Attitude Toward Behavior Change of Primary Audience	Means of Influence/ Channel(s)	From Where Does This Potential Audience Obtain Information?
Mothers and Fathers	Children	Strong	Accept the benefits of hand washing but need reassurance on its effectiveness	Mass media Community mobilization	Social network Radio, television

\* Low, Moderate, Strong

### Worksheet 1.2b: Potential Influencing Audiences

Instructions: Identify groups of people with common characteristics who potentially can influence audiences for your communication efforts. Complete the table for each potential audience.



Name of Potential Influencing Audience	Primary Audience Influenced	Estimated Power of Influence*	Attitude Toward Behavior Change of Primary Audience	Means of Influence/ Channel(s)	From Where Does This Potential Audience Obtain Information?

\* Low, Moderate, Strong

## Step 3 Identifying Potential Communication Resources

Step 3 in analyzing the situation is to gain an understanding of the communication environment, including current health communication activities and available resources. Chapter 6, “Channels and Tools,” provides a guide for selecting the channels that your team will use to convey the message to the intended audience. The focus here is on identifying and assessing potential resources that can help you carry out a communication program.

Health communicators define communication channels broadly as a delivery system for messages to reach intended audiences. They have categorized them as “interpersonal,” “community-oriented,” and “mass media.” The latter two channels are particularly effective when the goal is to change community or cultural norms.

**Interpersonal channels** focus on either one-to-one or one-to-group communication. One-to-one channels include peer to peer, spouse to spouse, and health clinic worker to client. An example of one-to-group communication may be a community-based outreach worker meeting with a women’s cooperative. Interpersonal channels use verbal and nonverbal communication.

**Community-oriented channels** focus on spreading information through existing social networks, such as a family or a community group. This channel is effective when dealing with community norms and offers the opportunity for audience members to reinforce one another’s behavior.

**Mass-media channels** reach large audiences. They are particularly effective at agenda setting and contributing to the establishment of new social norms. Formats range from educational to entertainment and advertising, and include television, radio, and print media, such as magazines, newspapers, outdoor and transit boards, the Internet, and direct mail.



### TIPS: Information Collection Methods

The following types of “formative” research and PLA will provide you with essential information to guide your strategy decisions.

**Stakeholders’ Meetings**—To access different dimensions of a strategy’s potential impact on people and their environments, you can use many “stakeholder techniques.” For example, talk with program managers, community health workers (CHWs), clinic staff, and community leaders about the situation. When possible, gather together those who have an interest in or control over addressing the problem to have them share insights on causes and contributors to the problem. While interviewing them or hosting a meeting, find out what they are doing now to address the problem, and why. Ask them to help you identify key strategic communication issues.

**Gender Analysis**—In the context of participatory development, gender analysis helps you to understand how gender differences affect access to resources and the participation of women in development activities. Such an analysis will help you to take appropriate measures to ensure that women are not excluded. Ideally, gender analysis should not be a separate participatory method but should be integral to all participatory methods.

(continued on following page)



## TIPS: Information Collection Methods

(continued from previous page)

**Local Level Information Gathering and Planning**—This technique focuses primarily on local people’s views, how they perceive their conditions and their lives, and how to change them. Two methods predominate:

**Focus Group Discussions**—Have a trained focus group moderator discuss the health problem with a few groups of between 6 and 12 members of your potential audiences for 1 or 2 hours. Find out about their perspectives on the problem, including possible causes and contributors. Find out about the group’s sources of information and influence as well as their levels of knowledge, beliefs, and attitudes.

**Interviews with potential audience members**—Informally interview those who are potential audiences for your effort. Visit with both those currently affected and those at risk. Ask them about their perspectives on the health problem. Try to interview both those who are already practicing behaviors that promote health and those who are not.

**Observation**—Visit places where related health supplies and services are offered. Observe how easy or difficult it is for clients to access a provider. Observe several client/provider interactions, allowing that your presence will change the interaction somewhat. Observe the conditions within which they are exchanging information. Make notes about your observations.

## Ongoing Communication Activities

A wide variety of communication channels is available. Your challenge is to find those that can reach the potential audiences that you have identified. Three approaches can help:

- Describe communication efforts already going on through the identified communication channels and media.
- Talk to other people who have conducted communication campaigns in the country. This approach is a good starting point for identifying local partners and for understanding the obstacles and opportunities involved in local communication efforts.

Categorize these activities according to the channels described above. Remember to:

- Look for media use surveys of potential audiences. DHS can be a helpful resource here. In addition, many countries survey media use by the population.
- Ask advertising agencies if a media survey is available. Interview program managers at organizations communicating with your audiences. They can give you a good idea about what has worked and what has not.
- Visit the communities where your audience lives, and make an inventory of existing media channels. Describe the sizes and types of the audience that they reach.

One approach to identifying the key communication channels is to interview the program managers of existing health projects. As you identify the activities, note the gatekeepers—the individuals or organizations responsible—for each activity. Note the main channels and formats used by these organizations. Focus on their messages as well as the intended audience. This activity will give you an understanding of the messages already being communicated and the extent to which they were well received.

## Communication, Organizational, and Professional Resources

In addition to identifying health-related programs and activities, identify the organizations and professionals who are helping to carry them out. Ask these people questions like the following:

- Who has experience producing health education materials?
- Which are the top advertising firms in the area?
- Who can produce television and radio programs?
- Which organizations provide training to service providers and community workers?
- Are there networks or associations of communication organizations? If so, what is their membership and scope?

Complete worksheets 1.3.a, 1.3.b, and 1.3.c to help summarize your findings.



### Example 1.3a: Health Communication Channels Worksheet

Instructions: Identify health communication channels in your area by name and type as well as the type of audiences reached.

#### Example: Nicaragua



Name*	Type**	Audiences Reached	Sources of Information***
Local NGO	Interpersonal with support materials	Mothers and children	ENACAL-DAR
ENACAL-DAR	Interpersonal with support materials	Mothers and children	ENACAL-DAR

\* For example, name of radio station, newspaper, production studio, etc.

\*\* Type of medium, such as video hall, radio station, etc.

\*\*\* Where you found out about this opportunity.

### Worksheet 1.3a: Health Communication Channels

Instructions: Identify health communication channels in your area by name and type as well as the type of audiences reached.



Name*	Type**	Audiences Reached	Sources of Information***

\* For example, name of radio station, newspaper, production studio, etc.

\*\* Type of medium, such as video hall, radio station, etc.

\*\*\* Where you found out about this opportunity.

### Example 1.3b: Current Health Communication Worksheet

Instructions: Identify relevant communication efforts in your area.

#### Example: Nicaragua

Category of Communication*	Communication Manager	Channel/Format	Key Messages	Intended Audiences
Interpersonal	School teachers	Schools	Basic hygiene. Wash your hands. Keep your community clean.	Schoolchildren
Community-oriented	Local NGOs	Folk media	Wash your hands at critical times. Maintain your community wells and latrines.	Mothers Children Fathers
Mass media	JHU/CCP Nicaragua country office	TV, radio, newspaper	Wash your hands at critical times. Wash your child's hands at critical times.	Mothers Children



\* IPC is one-to-one or one-to-group communication and may include the use of flipcharts, posters, leaflets, audiotapes, or videotapes. Community-oriented communication spreads information through existing social networks, such as a family, tribe, or community. Mass media focus on reaching large and widespread audiences.

### Worksheet 1.3b: Health Communication Efforts

Instructions: Identify relevant communication efforts in your area.

Category of Communication*	Communication Managers	Channels/Formats Used	Key Messages	Intended Audiences



\* IPC is one-to-one or one-to-group communication and may include the use of flipcharts, posters, leaflets, audiotapes, or videotapes. Community-oriented communication spreads information through existing social networks, such as a family, tribe, or community. Mass media focus on reaching large and widespread audiences.

### Example 1.3c: Health Communication Assistance Worksheet

Instructions: Identify organizations or individuals who can help you carry out a communication initiative.

#### Example: Nicaragua



Name of Organization or Individual	Type of Communication Expertise*	Health Communication Experience	Sources of Information
Local NGOs	Social mobilization IPC	Limited	EHP report and ENACAL-DAR

\* Training, community/social mobilization, advocacy, print materials design/production, electronic materials design/production, broadcast materials design/production, advertising, social marketing, PR, entertainment education, research and evaluation, national campaign development/implementation.

### Worksheet 1.3c: Health Communication Assistance

Instructions: Identify organizations or individuals who can help you carry out a communication initiative.



Name of Organization or Individual	Type of Communication Expertise*	Health Communication Experience	Sources of Information

\* Training, community/social mobilization, advocacy, print materials design/production, electronic materials design/production, broadcast materials design/production, advertising, social marketing, PR, entertainment education, research and evaluation, national campaign development/implementation



## Step 4 Assessing the Environment

The fourth step in analyzing the situation is to assess key aspects of the environment where the strategy will be implemented. Sometimes a health issue requires promotion of a behavior and does not involve a product or service (i.e., breastfeeding). In other instances the health problem requires products that are easily accessible (i.e., soap for hand washing). Still other health issues require an interaction with the health service delivery system (i.e., immunization). These considerations should be clarified as part of the process of assessing the environment.

### Health Service and/or Product and Behavior Support

Assessing the availability, accessibility, affordability, and acceptability of services, products, and behaviors will lead to knowledge of the capacity of service providers and supply outlets to help the communication effort.

### Availability

Consult with personnel and logistics managers in the programs that the communication effort will be promoting. Ask them to estimate their current capacity and current demand. Key questions include:

- Can they increase their capacity to meet increased demand?
- How quickly can they respond to stockouts and understaffing?
- Will they be able to handle additional clients? Will enough supplies be available, and will these supplies be available on a regular basis?

Ask yourself if you will be creating expectations that existing services cannot meet. If so, you should consider whether promoting the desired behavior is counterproductive.



**TIP: Make note of the products, services, or behavioral supports that are offered to help people adopt the healthier behavior you will be promoting and which organizations are offering the products and services.**

It is also important to conduct a competitive analysis to understand the broader environment and to identify potential barriers to success. First, designate whether you will be promoting a product, service, or behavior. Then, within the chosen category, list all of the competitors that you know about. For example, when promoting a behavior such as breastfeeding, the competition may consist of social pressure not to breastfeed, as well as baby formula sold through commercial channels. See chapter 5, “The Message Brief,” for additional information about competition considerations when developing messages.

### **Accessibility**

Where services or supplies are apparently available, ask whether those who need them can get them. For example, in some countries where contraceptives are readily available, sexually active, unmarried women cannot get access to them because of cultural or legal restrictions. Determining the level of accessibility before starting a specific campaign is crucial.

### **Affordability**

Ask if the primary audience can afford the services and supplies. Think beyond monetary cost. How much does it cost in time and effort to get the service or item? If someone has to take a day off from work to get it, how much does this lose them in wages? Understanding potential constraints like these will help you design a more effective strategy.

### **Acceptability**

Ask how socially acceptable it is to get and use the product or item. In some countries, for example, it is socially unacceptable for a woman to purchase condoms, even for her husband. In other countries, certain contraceptives are unacceptable because they require a woman to touch her genitals. Interview service providers and users about these issues to find out if barriers exist to promoting certain behaviors.

Review the questions and findings about these four issues with the program managers who are responsible for service delivery and distribution of products. Find out if there are any current service or supply issues. Consider visiting several service delivery sites to test availability and several supply outlets to test accessibility.

## Social, Economic, and Political Conditions

Social, economic, and political conditions can limit health communication. Crime, unemployment, poverty, and social upheaval all affect health behavior. Consult program managers about social conditions that may impact their ability to promote health issues. Read about current affairs. Ask about pending legislation that may affect the effective promotion of health behaviors. Make note of other development issues that will be competing for resources and the attention of your audiences.

Based on the following examples, complete the corresponding worksheets.

### Example 1.4a: Health Service and Product Support Worksheet

Instructions: Identify services and products that help people prevent or treat the health problem. Indicate the availability, accessibility, acceptability, and affordability of each one.

#### Example: Nicaragua

Product/Service Offered	Offered By	Availability*	Accessibility**	Affordability***	Acceptability****	Sources of Information
Prevention behaviors—hand washing, chlorine use	MOH	Health post or local grocery store	Community has easy access	Very affordable	Limited due to change in water taste from chlorine	ENACAL–DAR, MOH



\* Where is the product or service available?

\*\* Who has access to the product or service? Note anyone who is not allowed to get it or use it.

\*\*\* What does it cost a client to get and use the product or service? Think not only in terms of fees for service and product price, but also in terms of transportation and waiting time.

\*\*\*\* How accepted is the product or service among the intended users?

### Worksheet 1.4a: Health Service and Product Support

Instructions: Identify services and products offered in your area for helping people prevent and treat the health problem. Briefly describe each according to its availability, accessibility, acceptability, and affordability.



Product/Service Offered	Offered By	Availability*	Accessibility**	Affordability***	Acceptability****	Sources of Information

\* Where is the product or service available?

\*\* Who has access to the product or service? Note anyone who is not allowed to get it or use it.

\*\*\* What does it cost a client to get and use the product or service? Think not only in terms of fees for service and product price, but also in terms of transportation and waiting time.

\*\*\*\* How accepted is the product or service among the intended users?

**Example 1.4b: Social, Economic, or Political Conditions**

Instructions: Identify any major influences that may affect your ability to communicate effectively.

**Example: Nicaragua**

1. <b>Social conditions</b> that are likely to affect the ability of the communication effort to motivate behavior change for health improvement.	Scarce amount of running water at the household.
2. <b>Economic conditions</b> that are likely to affect the ability of the communication effort to motivate behavior change for health improvement.	Forty percent of households have access to television.
3. <b>Political conditions</b> that are likely to affect the ability of the communication effort to motivate behavior change for health improvement.	Favorable environment, with much support from national and municipal governments and from community groups.



**Worksheet 1.4b: Social, Economic, or Political Conditions**

Instructions: Identify any major influences that may affect your ability to communicate effectively.

1. <b>Social conditions</b> that are likely to affect the ability of the communication effort to motivate behavior change for health improvement.	
2. <b>Economic conditions</b> that are likely to affect the ability of the communication effort to motivate behavior change for health improvement.	
3. <b>Political conditions</b> that are likely to affect the ability of the communication effort to motivate behavior change for health improvement.	



## Step 5 Summarizing Strengths, Weaknesses, Opportunities, and Threats



**TIP: Avoid writing a long list of SWOT. Prioritize your list, and include only those that you believe will have a major impact on your communication strategy.**

The next step is to summarize what you have learned to form a foundation for your communication strategy. Many strategic planners use the SWOT framework: Strengths, Weaknesses, Opportunities, and Threats.

### **Summarizing Key Strengths and Weaknesses**

Review the resources that you control, and list key strengths and weaknesses in your ability to communicate effectively. Involve your colleagues in creating this list. Review financial, human, and technological resources that can be devoted to the communication initiative.

### **Summarizing Key Opportunities and Threats**

Similarly, ask the following questions:

- What key opportunities are there for improving health through communication?
- What threatens the ability to improve health through communication?

Based on the following example, complete the corresponding worksheet to summarize your findings.

### Example 1.5: SWOT Analysis Worksheet

#### Example: Nicaragua

Strengths	Weaknesses
<ul style="list-style-type: none"> <li>■ The proposed behaviors are effective in decreasing the incidence of diarrheal disease.</li> <li>■ The intended audience has a good understanding of economic benefits to children’s health.</li> <li>■ Health education is provided along with improvements in water and sanitation infrastructure.</li> <li>■ The campaign has strong political support.</li> </ul>	<ul style="list-style-type: none"> <li>■ The reach of television in rural areas is limited.</li> <li>■ Access to remote areas is limited because of the weak road infrastructure and distance between communities.</li> </ul>
Opportunities	Threats
<ul style="list-style-type: none"> <li>■ Chlorine is widely available.</li> <li>■ Proper hand washing is an accessible behavior.</li> <li>■ The audience can be reached through the media.</li> </ul>	<ul style="list-style-type: none"> <li>■ The people lack hope for a better quality of life.</li> <li>■ Health is not perceived as the most urgent need.</li> </ul>



#### Worksheet 1.5: SWOT Analysis

Strengths	Weaknesses
Opportunities	Threats



Now you are ready to summarize what you have learned from analyzing the situation by completing worksheet 1.6, “Situation Summary.” When you reach chapter 9 of the book, you will combine worksheet 1.6 with seven other summary worksheets (one each for chapters 2, 3, 4, 5, and 7 and two summary worksheets for chapter 6, “Channels and Tools”). Taken together, this set of summary worksheets will provide the information and guidance that you need to write a health communication strategy.

### Example 1.6: Situation Summary Worksheet

Instructions: Review the worksheets that you have completed. Refer to them to complete the following summary of your situation.

#### Example 1: Nicaragua



1. The health problem we are concerned with	Acute Diarrheal Disease
2. The potential primary audiences—	Mothers. Children. Fathers.
3. The key challenges that we should focus on—	Hand washing at critical times. Water chlorination. Proper maintenance of wells and latrines.
■ Challenges associated with the audience’s knowledge, attitudes, and behaviors.	The audience lacks knowledge about the effectiveness of hand washing to prevent disease.
■ Challenges related to being able to communicate effectively.	The reach of television in rural areas is limited.
■ Challenges related to creating circumstances that make it easier for the audience to take the desired action.	Family and social pressure may minimize the benefits of hand washing. The audience faces many other challenges too.
4. The key opportunities we should focus on are—	
■ Opportunities associated with the audience’s knowledge, attitudes, and behaviors.	The audience understands the economic benefit of having healthy children.
■ Opportunities related to being able to communicate effectively.	Build on existing health education efforts by NGOs and ENACAL–DAR.
■ Opportunities related to creating circumstances that make it easier for the audience to take the desired action.	Model hand washing at the school. Chlorine is readily available and affordable.
5. Realities (unchangeable factors that may limit our effectiveness).	Running water facilities are scarce.
6. Given the above, we expect that we can make the following contribution to achieving the desired health improvement.	Increase the practice of hand washing among women and their children at critical times. Increase the use of chlorine. Mobilize the community to maintain public wells and latrines.



### Example 1.6: Situation Summary Worksheet

Instructions: Review the worksheets that you have completed. Refer to them to complete the following summary of your situation.

### Example 2: Uganda (Communication Strategy...2001)

At the end of this chapter and at the end of most chapters, you will find a summary worksheet. The DISH project in Uganda is used throughout this book to provide a comprehensive example showing how these summary worksheets are to be completed. When compiled as a set, the information in these summary worksheets will provide a concise overview of the key strategic considerations upon which you will base your strategy.

**Project Background:** The long-term and permanent methods (LTPMs) of FP were highly underutilized in Uganda. Permanent methods include tubal ligation (TL) and vasectomy. The long-term method used in this example is Norplant. Despite strong FP campaigns and a survey among new FP acceptors that noted an increase in the desire to space or limit births altogether, the use of LTPMs remained significantly low.

In 1997, the DISH project conducted a survey of nine districts and found that only 4 percent of married women were using TL, less than 0.26 percent of married women were using Norplant, and no men reported using vasectomy. When asked why, clients cited many reasons for the LTPMs not being more widely used, including inaccessible and unreliable services, lack of awareness, fears and misconceptions about the methods, and poor quality services.

The DISH II project, along with the MOH and other partners, developed a strategy to expand the availability and to improve the quality of these services through connected activities related to training and supervision of medical personnel, provision of equipment and supplies, and targeted behavior change communication messages for the different audience segments.

## Example 1.6: Situation Summary Worksheet (Uganda)



1. The health problem we are concerned with—	Unmet need for LTPMs
2. The potential primary audiences—	<p>Men and women ages 30–45 who want to wait at least 3 years to have a child</p> <p>Men and women ages 30–45 who want to stop childbearing</p>
3. The key challenges that we should focus on are—	
<ul style="list-style-type: none"> <li>■ Challenges associated with the audience’s knowledge, attitudes, and behaviors.</li> </ul>	Vasectomy and Norplant are widely unknown; TL is known, but there are worries about the procedure, safety, and side effects.
<ul style="list-style-type: none"> <li>■ Challenges related to being able to communicate effectively.</li> </ul>	Many languages are spoken; reproductive physiology is not well understood.
<ul style="list-style-type: none"> <li>■ Challenges related to creating circumstances that make it easier for the audience to take the desired action.</li> </ul>	Surgical procedures require doctors; consequently, services are available only in a few places.
4. The key opportunities that we should focus on are—	
<ul style="list-style-type: none"> <li>■ Opportunities associated with the audience’s knowledge, attitudes, and behaviors.</li> </ul>	More than 30 percent want no more children; most have heard of TL; CPR* has increased.
<ul style="list-style-type: none"> <li>■ Opportunities related to being able to communicate effectively.</li> </ul>	Radio reaches most households; about 70 percent of these households are literate; service providers are trained in FP counseling.
<ul style="list-style-type: none"> <li>■ Opportunities related to creating circumstances that make it easier for the audience to take the desired action.</li> </ul>	Midwives are allowed to provide Norplant insertion and removal; doctors are trained in vasectomy and TL.
5. Realities (unchangeable factors that may limit our effectiveness).	Many lower level health facilities do not have space, personnel, or equipment to provide services.
6. Given the above, we expect that we can make the following contribution to achieve the desired health improvement.	<p>Between 4th quarter 2000 and 1st quarter 2002, we can increase couple years of protection (CYP) against unwanted pregnancies provided by Norplant, TL, and vasectomy at 80 sentinel sites:</p> <ul style="list-style-type: none"> <li>■ From 750 to 1,500 for TL.</li> <li>■ From 45 to 90 for vasectomy.</li> <li>■ From 300 to 600 for Norplant.</li> </ul>

\* Contraceptive Prevalence Rate

### Worksheet 1.6: Situation Summary

Instructions: Review the worksheets that you have completed. Refer to them to complete the following summary of your situation.

1. <b>The health problem that we are concerned with —</b>	
2. The potential primary audiences	
3. The key challenges that we should focus on are—	
<ul style="list-style-type: none"> <li>■ Challenges associated with the audience’s knowledge, attitudes, and behaviors.</li> </ul>	
<ul style="list-style-type: none"> <li>■ Challenges related to being able to communicate effectively.</li> </ul>	
<ul style="list-style-type: none"> <li>■ Challenges related to creating circumstances that make it easier for the audience to take the desired action.</li> </ul>	
4. The key opportunities that we should focus on are—	
<ul style="list-style-type: none"> <li>■ Opportunities associated with the audience’s knowledge, attitudes, and behaviors.</li> </ul>	
<ul style="list-style-type: none"> <li>■ Opportunities related to being able to communicate effectively.</li> </ul>	
<ul style="list-style-type: none"> <li>■ Opportunities related to creating circumstances that make it easier for the audience to take the desired action.</li> </ul>	
5. Realities (unchangeable factors that may limit our effectiveness).	
6. Given the above, we expect that we can make the following contribution to achieve the desired health improvement.	

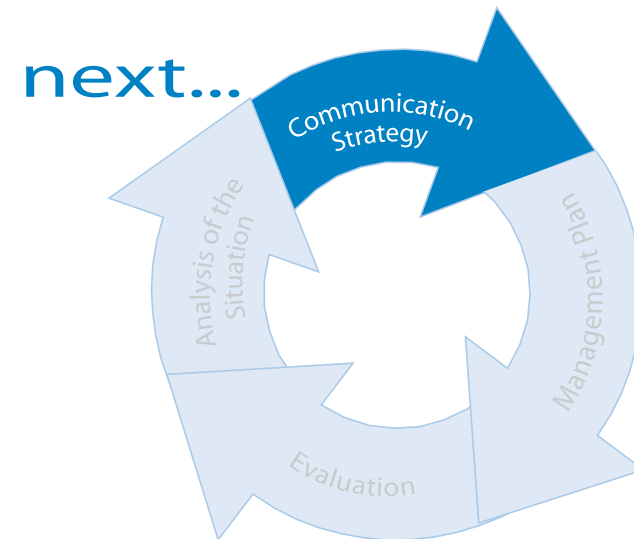


## Conclusion

This chapter has given you the necessary tools to analyze your situation. By now, you should be well on your way to:

- Identifying and understanding the problem
- Determining potential audiences
- Identifying potential communication resources
- Assessing the environment where you will be communicating
- Summarizing the key Strengths and Weaknesses of the human, technological, and financial resources available as well as the Opportunities for and Threats to effective health communication in the current environment

Once these five steps are completed, you are ready to move on to step 2 of the “P” Process—strategy design.



# References



*Communication Strategy to Conserve/Improve Public Health*, October 1999 - September 2001 (2001). Johns Hopkins University/Center for Communication Programs.

*Informe de Resultados de la Encuesta de Linea de Base para la Campaña La Estrella Azul* (2001). (pp. 24). Johns Hopkins University/Center for Communication Programs.

Schiffman, L. G. & Kanuk, L. L. (1995). *Consumer behavior*. Englewood Cliffs, NJ: Prentice-Hall.



# Chapter 2

## Audience Segmentation

By the end of this chapter, the reader will be able to complete the audience segmentation process by completing the following steps:

- Step 1: Determining Audience Segments**
- Step 2: Prioritizing Audience Segments Within the Strategy**
- Step 3: Identifying Influencing Audiences**
- Step 4: Painting a Portrait of the Primary Audience**



# Overview

A light blue illustration of two hands holding a scroll. The hands are positioned at the top and bottom of the scroll, with the fingers gripping the edges. The scroll is a thick, light blue cylinder that curves across the page. The word 'Overview' is written in a blue, sans-serif font at the top left of the scroll.

In the forefront of the architect's mind at every stage of design are the audience and the audience's needs. In our example of designing a school, the audience includes students of different sexes and ages, teachers, parents, administrators, and visitors. Because of its different needs and depending on the actual situation, the architect may segment the audience into these groups.

He also considers the needs of people who will influence the intended audience, such as officials from the Ministry of Education and other government officials. For each segment he creates a mental picture to ensure that he plans and designs classrooms, a library, auditoriums, offices, and play areas in accordance with the needs of each segment.

Similarly, you and your team may need to segment your audience to design the most effective and efficient strategy for communicating with it.



The term “audience segmentation” means dividing and organizing an audience into smaller groups of people who have similar communication-related needs, preferences, and characteristics. Health communicators segment audiences to achieve the most appropriate and effective ways to communicate with these groups. As discussed in Chapter 1, health communicators identify several *potential* audiences for the communication strategy. Each audience consists of people who will directly benefit from the desired behavior changes. Your task is to determine the audiences on which to focus communication efforts.

This chapter provides four steps as a guide for carrying out the segmentation process to determine the primary, secondary, and influencing audiences. Following these steps will lead to the decisions and descriptions that will form the core of the audience portion of your communication strategy.

## Step 1 Determining Audience Segments

step 1 of 4  
Audience Segmentation

The first question for you to resolve is whether you need to segment the audience at all. If the potential audience as a whole can be effectively reached through the same set of channels and receive the same set of messages, you do not need to segment. In most cases, however, the audience will benefit from being segmented, and your communication activities will be more effective. Indeed, health communicators have found that to most effectively promote behavior change, they need to segment the audience and design several different customized messages, appeals, or calls to action.

The question of available resources also influences your audience segmentation decisions. The costs involved in developing and executing separate communication efforts for several groups may outweigh the benefits. If resources are limited but segmenting the audience is warranted, it may be appropriate to focus on either fewer segments or to look for ways to leverage funds with other programs. Review the guidelines on the next page, and complete worksheets 2.1 and 2.2 to help you reach audience segmentation decisions.

## Guidelines To Help Determine When It May Be Useful To Segment an Audience

It may be useful to segment audiences in the following cases:

1. When it is useful to separate users of a product from nonusers or people who practice a behavior from people who do not practice the behavior, segment accordingly.



### Examples: Users and Nonusers

Messages to men who have never used a condom will be different from those who have used a condom but not on a regular basis. The former group requires information on the advantages of condom use. The latter may require more research on why they do not use condoms regularly, and any effective communication plan must design messages to address their concerns.

The same is true for child immunization. Immunization programs often address families to get their children immunized, as if the caregivers were thinking of this subject for the first time. In many countries, however, the problem is that families aren't making sure that their children get the required number of immunizations. Based on these different behavior stages—nonpracticing and practicing—communicators segment the audience and develop the communication strategies correspondingly: one to convince caregivers to begin an immunization program and the other to encourage them to bring the children in for the full course of treatment.

Health communicators identified maternal mortality as a key problem and pregnant women as the potential audience for a message about antenatal care. Some pregnant women may not go to a provider of antenatal care at all, while some may not start going until the second or third trimester of the pregnancy. The first audience may need to understand the advantages of going to a provider of antenatal care. The second audience already understands the need for antenatal care but may need to understand the advantages of antenatal care during the first trimester.

2. When separate groups within an audience require different types of information or motivation to promote behavior change, segment by information needs and motivation.

### Examples: Users at Different Stages of Behavior

**Information needs:** A potential audience for contraceptive use may be defined as women of reproductive age. Within that group, however, young women may want two or fewer children, and modern contraceptive methods may be a solution. On the other hand, older women with three or more children may want to consider permanent contraceptive methods. Although both groups consist of married women of reproductive age, their information needs are different.

An undifferentiated communication strategy may encourage women to choose an inappropriate solution or may not give them a strong enough reason to seek a FP method that best suits them. Segmenting the broader audience of married women of reproductive age into those who wish to space out their pregnancies and those who wish to limit the number of children that they have results in more focused and appropriate communication strategies.

In many countries, a large proportion of adolescents are already sexually active, and the desired behavior may be for them to use contraceptives to avoid unwanted pregnancies. For adolescents who are not sexually active, however, the message may be to delay sexual activity. These different behavioral outcomes require different messages and materials.

Materials that are highly visual with little text may be necessary for the less-literate members of the audience, while fewer visual materials with more text may better explain the communication messages to more literate members.

**Motivation:** Can a strategy appeal to rural women in the same way as urban women? If not, consider segmenting these audiences to ensure that approaches are appropriate for both of these groups. Consider whether most everyone in your audience will respond to the same appeal and approach, even if the message and desired behavior are similar.



### Segmenting the Audience The Romania Example

2

A women's health communication strategy was undertaken in Romania. Romania provided an unusual example of how formative research was conducted to determine very distinct audience segments, and then many of these segments were collapsed into one primary audience. Some of this segmentation was given as part of the program. For example, the original geographic program area was concentrated in three judets, or counties. The strategy designers knew from initial data that there were differences in lifestyle between rural and urban women and differences in lifestyle between single and married women. They also knew from past experience that they would probably have to develop different messages for each of these segments, so they asked the research firm to gather data based on these segments. Interestingly, the findings showed that a need for more information about modern FP methods was common to all segments, and the desire to use modern methods was equally great. In addition, mass media were highly accessible by all segments. The strategy designers realized that they could conduct one campaign with clear messages and reach all segments except Roma women (a subset of Romanian women). Their cultural differences and literacy levels were so different from the others that it would not have been cost-efficient to include this group during this campaign phase

(Liskin & Yonkler, 1999).



**TIPS for Using the Audience Segmentation Worksheets:** Once the team has decided to segment the audience, use the following worksheets to help divide the audience into smaller groups. This segmenting will help communicate more effectively by better focusing the messages, communication channels, and approaches.

To complete the worksheets, list the potential audiences identified in the situation analysis in the first column of the first worksheet.

Then answer the remaining questions on each of the worksheets. By the end of this process, you and your team should be able to define the key audiences for the communication efforts.

Literacy, language, and other considerations may indicate the need to develop tailored materials for different groups within an audience, even if the basic message and desired behavior change are similar. Is one set of messages enough to effectively communicate with them all? If not, consider segmenting your audience according to who will need different kinds of materials.

Focusing on motivation means more than simply taking the same communication materials and customizing them in a local language, using local models. It is a matter of understanding particular motivations among the segmented audiences and developing specific communication strategies to meet their needs.

3. When separate groups are likely to identify with different spokespersons, segment by effective sources of information.



#### **Example: People trust different sources of information**

In many places, young people may respond to messages given by their peers rather than to messages given by adults or providers. People may trust those who can speak to them in their own language; people relate better to those who look and sound like they do. Some people trust a neighbor's advice more than that of a health provider.

Although everyone's preferences are individual, common preferences among groups should be considered when selecting audience segments. If research from the situation analysis shows that certain groups of people will respond better to different messages or different sources, you may want to segment.

### Example 2.1: Step-by-Step Audience Selection Worksheet

Instructions: **Step 1: Identify Audience Segments.** Based on your analysis of the situation, identify potential audiences for your communication efforts. Name the potential audiences in the first column in the following chart. For each audience, identify possible segments (subgroups with traits that make them significantly different from others in the larger group). A significant difference is one that will require a different communication message or approach.

#### Example: Romania

Potential Audiences	Possible Segments by Stage of Behavior Change*	Possible Segments by Geographic Differences**	Possible Segments by Demographic Differences***	Possible Segments by Sociocultural Differences****	Possible Segments by Other Differences
Women of Reproductive Age	Aware	Rural	18–24, Single	Roma (ethnic group)	Fertility desires: Want children now Want to space Want to limit
	Aware	Urban	25–34, Married		
	Aware	Three Judets			



\* Knowledge, approval, intention, practice, advocacy  
 \*\* Region, city, urban/rural  
 \*\*\* Age, gender, marital status, number of children, education, occupation  
 \*\*\*\* Language, culture, religion, ethnicity, social class

## Worksheet 2.1: Step-by-Step Audience Selection

Instructions: **Step 1: Identify Audience Segments.** Based on your analysis of the situation, identify potential audiences for your communication efforts. Name the potential audiences in the first column in the following chart. For each audience, identify possible segments (subgroups with traits that make them significantly different from others in the larger group). A significant difference is one that will require a different communication message or approach.



Potential Audiences	Possible Segments by Stage of Behavior Change*	Possible Segments by Geographic Differences**	Possible Segments by Demographic Differences***	Possible Segments by Sociocultural Differences****	Possible Segments by Other Differences

- \* Knowledge, approval, intention, practice, advocacy
- \*\* Region, city, urban/rural
- \*\*\* Age, gender, marital status, number of children, education, occupation
- \*\*\*\* Language, culture, religion, ethnicity, social class

## Step 2 Prioritizing Audience Segments Within the Strategy

The need to prioritize is based on the answer to this question: *Are enough resources available to reach all the people identified as being affected by or at risk of the health problem?* If not, the team needs to decide which audience segments should receive attention first.

A phased approach to audiences helps to build momentum for a communication effort and to create in one segment of the audience the capacity to help others who are at different stages of behavior change. The communication strategy may start by addressing the audience that is easiest to reach, most receptive to hearing the message, or at a stage where it is most likely to move to the next behavior change stage.

An audience segment that already practices a behavior can be encouraged to advocate the behavior to others. These “practitioners” become credible motivators of the “intenders,” who will follow them through the stages of behavior change. Worksheets 2.2.1, 2.2.2, and table 2.2.3 will help you and your team determine whether to prioritize audience segments.



### Example

In Ghana, a national strategy was developed to increase the use of long-term FP methods—specifically injectables, Norplant, intrauterine device (IUD), TLs, and vasectomies. One of the partners in the strategy, Engender Health (formerly Association for Voluntary Surgical Contraception [AVSC]), has a successful history of working with “satisfied users” to help promote the concept of long-term FP methods to nonusers. However, there were so few users of long-term contraceptives that the first priority was to build a solid base of long-term users who later could help promote the concept to others. The strategy was to direct the first phase of the campaign to users of shorter term contraceptives who wanted to widely space or limit their family size but who were currently using the pill and condoms, since they were already predisposed to use modern FP methods. The partners realized that there would be ongoing communication to increase the number of pill and condom users at the same time. Therefore, the priority was as follows: Phase 1, build a base of satisfied users by appealing to current users of shorter term methods who would seek to use longer term methods; and phase 2, work with the now larger base of long-term users to have them advocate to others about the benefit of long-term methods.

### Example 2.2.1: Prioritize Audience Segments Worksheet

Instructions: Review your work in step 1, and identify potential audience segments. Segments should be audiences with common characteristics. Write the names of potential audiences in column 1. Then answer the questions to help you decide which audience segments to focus on.

#### Example: Romania



Potential Audience Segment	Estimate how many people are in this audience.*	Does this group require specially prepared communication messages and materials? **	How <i>important</i> is it to achieving the program goals that this group changes its behavior? ***	How <i>likely</i> is it that they will change in the timeframe of the communication program? ****	Does the program have the <i>resources</i> for a behavior change communication program for this group?
Rural	Proportional to the population	Don't Know	Very Important	Very Unlikely	No
Urban	Proportional to the population	Don't Know	Very Important	Very Likely	Yes
Three Judets	10% of population	No	Very Important	Very Likely	Yes
Single	Proportional to the population	Don't Know	Somewhat Important	Somewhat Likely	Yes
Married	Proportional to the population	No	Very Important	Somewhat Likely	Yes
Roma	10% of population	Yes	Very Important	Very Unlikely	Not Now

\* Estimate the number of people in the group.

\*\* Say "Yes" if we will not be able to promote the desired behavior change using the same approach and messages as for another group with whom we are planning to communicate.

\*\*\* Very important, somewhat important, less important, unimportant.

\*\*\*\* Very likely, somewhat likely, somewhat unlikely, very unlikely.



### Worksheet 2.2.1: Prioritize Audience Segments

Instructions: Review your work in step 1, and identify potential audience segments. Segments should be audiences with common characteristics. Write the names of potential audiences in column 1. Then answer the questions to help you decide which audience segments to focus on.

Potential Audience Segment	Estimate how many people are in this audience.*	Does this group require specially prepared communication messages and materials?**	How <i>important</i> is it to achieving the program goals that this group changes its behavior?***	How <i>likely</i> is it that they will change in the timeframe of the communication program?****	Does the program have the <i>resources</i> for a behavior change communication program for this group?



- \* Estimate the number of people in the group.
- \*\* Say "Yes" if we will not be able to promote the desired behavior change using the same approach and messages as for another group with whom we are planning to communicate.
- \*\*\* Very important, somewhat important, less important, unimportant.
- \*\*\*\* Very likely, somewhat likely, somewhat unlikely, very unlikely.

## Example 2.2.2. Audience Prioritization Worksheet

Instructions: Using your answers from worksheet 2.2.1, rate each of your potential audiences as described below.

### Example: Romania



Audience	Size of Audience Segment		Importance to Public Health		Likelihood That Audience Will Be Responsive to Communication Efforts		Rating* =A+B+C	Based on these considerations, is it <i>necessary</i> that we include this audience in our strategy?	Based on these considerations, will focusing <i>only</i> on this audience be <i>enough</i> to achieve our program goals?
	Rating	% Pop	Rating	Importance	Rating	Likely			
	1	1-5	1	Not at all	1	Not at all			
	2	6-10	2		2				
	3	11-15	3	Somewhat	3	Somewhat			
	4	16-20	4		4				
	5	>20	5	Very	5	Very			
Rural	5		5		4		14	Yes	No
Urban	5		4		5		14	Yes	No
Three Judets	3		5		5		13	Yes	No
Single	2		3		5		10	Yes	No
Married	5		5		3		13	Yes	No
Roma	2		4		2		8	No	No

Based on the above, circle the priority audience segments for your communication efforts in the first column.

\*Scoring the total rating: 10-15 A good segment

6-9 A possible segment

0-5 An unlikely segment

### Worksheet 2.2.2: Audience Prioritization

Instructions: Using your answers from worksheet 2.2.1, rate each of your potential audiences as described below.

Audience	Size of Audience Segment		Importance to Public Health		Likelihood That Audience Will Be Responsive to Communication Efforts		Rating	Based on these considerations, is it <i>necessary</i> that we include this audience in our strategy?	Based on these considerations, will focusing <i>only</i> on this audience be <i>enough</i> to achieve our program goals?
	A	B	C	=A+B+C					
	Rating	% Pop	Rating	Importance	Rating	Likely			
	1	1-5	1	Not at all	1	Not at all			
	2	6-10	2		2				
	3	11-15	3	Somewhat	3	Somewhat			
	4	16-20	4		4				
	5	>20	5	Very	5	Very			



Based on the above, circle the priority audience segments for your communication efforts in the first column.  
 \*Scoring the total rating: 10-15 A good segment  
 6-9 A possible segment  
 0-5 An unlikely segment

### Example 2.2.3: Potential Audience Phasing Strategies Worksheet

Instructions: This chart shows three examples of potential audience phasing strategies and the rationale for phasing. Your team needs to determine if resources are available to achieve individual objectives for each of these audience segments within the timeframe of the strategy. When possible, state the specific time frame associated with each phase.



Audience Segments	Phase 1 Strategy	Phase 2 Strategy	Phase 3 Strategy	Rationale for Phasing
<p>Policymakers, community leaders, and primary audiences.</p>	<p>Achieve buy-in and legislation that makes it possible for primary audiences to practice desired behavior.</p>	<p>Address community and religious leaders to help achieve social acceptability of desired behavior.</p>	<p>Encourage primary audiences to practice desired behavior.</p>	<p>Unless the desired behavior is acceptable to government leaders and the community, primary audiences will not be receptive to adopting new behavior.</p>
<p>Based on stages of behavior change: Practitioners, intenders, and acceptors.</p>	<p>Encourage practitioners to become advocates of desired behavior.</p>	<p>Use advocates to encourage intenders to practice desired behavior.</p>	<p>Continue cycle by encouraging new practitioners to become advocates.</p>	<p>Helps build momentum and models desired behavior by audiences that other audiences can identify with.</p>
<p>Urban residents and rural residents.</p>	<p>Encourage urban residents to practice desired behavior with messages customized to urban interests.</p>	<p>Encourage urban residents to motivate their rural relatives to adopt desired behavior.</p>	<p>NA.</p>	<p>In countries with large migration from rural to urban areas, urban residents still go back to their villages to visit their relatives. Urban residents are usually reached more easily by communication messages and may be more receptive to adopting a desired behavior. By starting with urban residents and then encouraging them to influence their rural relatives to adopt their new behavior, rural residents may be more inclined to adopt the behavior.</p>

**Table 2.2.3: Potential Audience Phasing Strategies**

Instructions: This chart shows three examples of potential audience phasing strategies and the rationale for phasing. Your team needs to determine if resources are available to achieve individual objectives for each of these audience segments within the timeframe of the strategy. When possible, state the specific time frame associated with each phase.

Audience Segments	Phase 1 Strategy	Phase 2 Strategy	Phase 3 Strategy	Rationale for Phasing



## Step 3 Identifying Influencing Audiences

Step 3 identifies influential people in the primary audience's social networks. The goal is to mobilize these groups to influence the primary audience in favor of the healthy behaviors. Chapter 1 discussed how to look for and list potential influencing audiences. After reviewing that material and the text below, use worksheets 2.3.1 and 2.3.2 to help your team work through this step.

To help you determine who influences the audience's knowledge and attitudes about the health problem, ask these questions:

- Who suggests ways that they can prevent or treat the health problem?
- Who influences their decision to seek assistance in preventing or treating the health problem?
- Who influences their decision to try certain products or practice certain health behaviors?
- Who influences their decision to continue or not to continue their new health behaviors?

Describe these outside influences both in terms of such characteristics as age and gender and in terms of their relationship to the primary audience. For example, are they friends or relatives? Are they offering services or products to the audience?

Identify all providers of services and supplies to the primary audience. Identify your own provider network and alternative providers. For example, does the primary audience seek treatment from traditional healers? If so, these healers are likely to have a strong influence on the audience. Does the audience seek services from government clinics, nongovernmental outlets, or private clinics? When identifying the audience's health care providers, be as specific as possible. For example, identify whether the people in the audience visit nurses or doctors. Note if they visit the nearest provider or if they travel some distance to reach a preferred provider. This information will help you select key providers.

To identify opinion leaders, ask program managers and community workers who influences community opinions about health problems and who directs policy decisions about health care matters. Interview these people about their views on the health problem, and ask them for the names of other opinion leaders and policymakers in the area.

As you list the influencers, estimate their degree of influence. For example, the relationship between a client and a provider is a powerful one in influencing health behaviors. Certain relatives, spouses and parents, are also strongly influential. When it comes to abstinence, for example, religious leaders or parents may play an influential role, particularly among youth. Neighbors may have less influence. By estimating the degree of influence that others may have on the primary audience, your team will be able to make more informed decisions on how to spend communication resources to encourage advocacy by these groups.

Also, ask the influencers about their attitude toward the desired behavior. Knowing this will help determine how much of an investment the team will need to make in promoting positive attitudes and advocacy among this group.



### Example 2.3.1: Identify Influencing Audiences Worksheet

Instructions: In column 1, write the names of the audiences you selected in step 2. Then answer the questions.

#### Example: Romania



Primary Audience	Whom does the primary audience talk to about its health?	Who influences the actions that the primary audience takes to satisfy its health needs?	Who provides the primary audience with the health information, products, and services that they need?
Women 18–35 Rural and Urban, Single and Married, Three Judets, Aware.	Providers	Husbands	Providers. However, information is limited, and the audience is too intimidated to ask questions.
	Husbands	Friends	Pharmacies
		Family	

### Worksheet 2.3.1: Identify Influencing Audiences

Instructions: In column 1, write the names of the audiences you selected in step 2. Then answer the questions.



Primary Audience	Whom does the primary audience talk to about its health?	Who influences the actions that the primary audience takes to satisfy its health needs?	Who provides the primary audience with the health information, products, and services that they need?



### Example 2.3.2: Influencer Analysis Worksheet

Instructions: Write the name of the primary audience (the audience that you want to encourage to practice a healthy behavior) above the table.

#### Example: Romania

A. Primary Audience: Women of Reproductive Age/Urban/Rural/Single/Married/Three Judets

B	C	D	E	F	G
<b>Who influences the primary health audience?</b>	<b>How much influence do they have? (Strong, Moderate, Weak)</b>	<b>What behavior are they currently encouraging the primary audience to do (or not to do)?</b>	<b>Why would they encourage the desired behaviors?</b>	<b>Why would they discourage the desired behaviors?</b>	<b>What are the most important sources of information for the influencers?</b>
Providers (Non FP providers)	Weak	Not providing information to encourage behavior	It is a healthy option for women	No incentive	Medical community, MOH, journals, meetings
Husbands	Strong	None, one way or the other	Economically sound	There's no dialogue between husbands and wives about reproductive health matters	Mass media Friends
Friends	Strong	Traditional FP	If they knew about the safety of some method and used it themselves	They don't know enough and don't use modern methods	Mass media Mothers
Mass Media	Strong	Not providing information	Help to provide healthy environment	Lack of knowledge and encouragement	MOH, NGOs, other media



In the first column, list the groups who influence the audience's health behavior.

In the second column, estimate how much influence they have on the primary audience (strong, moderate, weak).

In the third column, state what they are currently influencing the audience to do (or not to do).

In the fourth column, describe what would be likely to motivate them to encourage the desired behaviors.

In the fifth column, describe what would be likely to motivate them to discourage the desired behaviors.

In the sixth column, describe their primary sources of information for influencing the primary audience.

### Worksheet 2.3.2: Influencer Analysis

Instructions: Write the name of the primary audience (the audience that you want to encourage to practice a healthy behavior) above the table.

A. Primary Audience:

B	C	D	E	F	G
<b>Who influences the primary health audience?</b>	<b>How much influence do they have? (Strong, Moderate, Weak)</b>	<b>What behavior are they currently encouraging the primary audience to do (or not to do)?</b>	<b>Why would they encourage the desired behaviors?</b>	<b>Why would they discourage the desired behaviors?</b>	<b>What are the most important sources of information for the influencers?</b>



## Step 4 Painting a Portrait of the Primary Audience

To help you and your team prepare a creative approach for effectively communicating with the primary, secondary, and influencing audiences, step 4 shows how to develop a description of each segmented audience to “paint a portrait.” In other words, this step provides a way to “bring each audience to life.”

The purpose of painting the portrait is to fully understand the desires, wants, and hopes of the intended audience, so that when you and your team develop messages, you can focus on that one person in the portrait rather than on a mass of people. Start by looking at quantitative research as a foundation, and then layer qualitative information on top of it.

As you describe each segment, consider psychographic variables as well as physical and socioeconomic data. Data collection sometimes includes the psychological traits of audience members and can help in understanding such issues as self-esteem, risk-taking tendencies, and fatalism. Analyze these characteristics together with socioeconomic data. Then, compose a profile of the audience that is realistic and vivid.

This exercise will help you get inside the mind of the audience by painting a portrait of one person in that audience. Think of the characteristics of the key audience, and begin to paint a mental picture of a *person* that best represents that audience. What is his or her name? Get a photo or picture that represents that person. Describe him or her. If a woman, how old is she? What does she look like? Where does she live? If she’s married, what is her husband like? How many children does she have? Does she live with her mother-in-law? Does she live in a village? Does she work? If so, what does she do? What are her media habits? Is she more likely to watch television or listen to the radio? Develop a story about the character. In the story, describe her behavior and some key attitudes about the health behavior that the program is going to communicate to her. This “portrait” won’t be solely based on facts, although the audience research you have gathered will provide many factual details.







### Example: A Story from Ghana

Meet Kwame. He is a farmer living in Central Region and is 42 years of age. He has two wives and five children ranging in age from 20 to 8. He lives a traditional Ghanaian rural lifestyle. He spends his early morning tending his field and spends the late afternoon with his friends in the chop bar. Although he considers himself to be a family man, he occasionally has extramarital affairs. He cares about his children's well-being and would like them to live a better life than he does. He cares about his two wives because they raise his children. However, he is not at ease in communicating with them about intimate matters, such as reproductive health. He assumes that they know what to do. He is also more comfortable in having his wives talk to their children about these matters. Kwame was a character that was created at a strategy development workshop to represent men 35 years of age and older. One of the exercises in the workshop was to set priorities among several health topics—one of them being male motivation—for a national population communication strategy. The typical audience segment initially addressed for male motivation is men more than 35 years old. The exercise was a revelation for workshop participants. When the participants started thinking like a 42-year-old rural farmer, they realized that the concept of male motivation was totally alien to Kwame. And if Kwame was asked to rank the importance of talking to his wives about reproductive health compared to dealing with his adolescent children's sexual behavior or the threat of HIV/AIDS, it was not a priority. On the other hand, maternal and child health topics were important to him because he cares about the health of his children and realizes that it is also important for his wives to stay healthy and take care of them (Yonkler, 1998).

This exercise helped in two ways: (1) it put a face on the audience and helped to bring the strategy to life; and (2) it helped the communicators realize that although they may spend all day thinking of specific health topics, the audience doesn't focus on them the way health professionals do. It helped to put these issues in perspective.

## Example 2.5: Summary of Audience Segmentation Decisions Worksheet

### Example: Uganda


Key Audience/Rationale	Audience Description	Phasing Strategy, if Appropriate	Key Influencers/Rationale
1. Clients in DISH project areas	Men or women who have decided to have TL, vasectomy, or Norplant	Geographically by facilities as services become available	Health workers, spouses
2. Potential clients living in project area within 10 km of health facility providing TL, vasectomy, and/or Norplant	Men or women aged 30–45 who want to wait at least 3 years for a child or who want to stop childbearing but are not using Norplant, TL, or vasectomy	Geographically by communities in catchment areas of facilities as facilities offer services	Health workers, community leaders, and peers



### Worksheet 2.5: Summary of Audience Segmentation Decisions

Instructions: In the first column of the summary worksheet, list the key audiences that you will communicate with and the rationale for each. Then describe each audience segment. In the third column, note the phasing strategy if this is applicable. Lastly, describe the key influencers who will be reached and rationale for each group.

Key Audience/Rationale	Audience Description	Phasing Strategy, if Appropriate	Key Influencers/Rationale



### Next Steps

Now that you have identified primary and influencing audiences, you are ready to set the behavior change objectives for each audience segment.

# References

Liskin, L. & Yonkler, J. (1999). *The Romania Women's Health Campaign Description*. Johns Hopkins School of Public Health, Population Communication Services.

Yonkler, J. (1998). *National Population Communication Strategy Workshop*. Sogakope, Volta Region, Ghana.

# Chapter 3

## Behavior Change Objectives

**By the end of this chapter, the reader will understand how to develop behavior change objectives that are SMART-specific, measurable, appropriate, realistic, and time-bound for each audience segment, by completing the following steps:**

- Step 1: Stating the Behavior Change That Will Meet the Audience's Health Needs**
- Step 2: Stating How Much the Behavior Will Change**
- Step 3: Deciding the Timeframe Within Which the Expected Change Will Occur**
- Step 4: Linking Behavior Change Objectives to Program Objectives**
- Step 5: Identifying Indicators To Track Progress**

# Overview

Your friend, the architect, reviews the client's needs and, within any inherent limitations such as the size of the site where the school will be and the estimated budget, establishes the objectives for designing the school. His overall objective is to create spaces and areas that fit the needs of his audiences. Specific objectives include creating:

- Classrooms that are large enough for the estimated number of students and teachers, that have plenty of light, and that are conducive to learning.
- Rooms for teachers (a lounge), the principal (an office), and the entire student body (an auditorium).
- Toilet facilities for boys and girls and for men and women.
- Play areas, perhaps indoors as well as outdoors.

Also, for all of these spaces, he will plan a network for the movement of his audiences, flowing from outside to within the school; and within, from classroom to classroom, to offices, to play areas, and to and from the toilet facilities.

At this point, the architect also establishes a preliminary schedule or timeline, setting milestones or indicators that will measure progress towards completing the building.

For you, too, the importance of setting clear objectives is paramount, and this chapter shows you how to set them.



Behavior change objectives are short, clear statements of the intended effect of a communication effort. Clear, concise behavior change objectives keep a communication program focused and on track. Objectives that are “on strategy” drive the program forward and move it closer to the long-term vision of improved health.

This chapter provides guidance on developing behavior change objectives for each audience segment. It discusses how to develop objectives that are congruent with the needs and characteristics of the intended audience, as determined by your analysis of the situation and audience segmentation. You will link the objectives to the outcome or evaluation measures developed for the communication program. To facilitate measuring the impact of the communication interventions, you will identify indicators that will help measure progress toward objectives. The use of clear objectives and indicators that track progress will benefit the strategic communication effort, while simultaneously demonstrating the program’s contribution to the overall health situation in a given community, region, or country.

The key to developing strategic behavior change objectives is keeping them SMART (Piotrow, Kincaid, Rimon, & Rinehart, 1997). A SMART objective is:

**Specific:** The objective should say who or what is the focus of the effort and what type of change is intended.

**Measurable:** The objective should include a verifiable amount or proportion of change expected.

**Appropriate:** The objective should be sensitive to audience needs and preferences as well as to societal norms and expectations.

**Realistic:** The objective should include a degree of change that can reasonably be achieved under the given conditions.

**Time-bound:** The objective should clearly state the time period for achieving these behavior changes.

#### Example: Specific

Improve the knowledge of mothers of children up to 5 years of age in three rural provinces of Nicaragua about the benefits of hand washing (2001).



#### Example: Measurable

Improve the knowledge of 80 percent of mothers of children up to 5 years of age in three rural provinces of Nicaragua so that hand washing increases from 10 percent of the time to 90 percent of the time.



#### Example: Appropriate

Improve the knowledge of 80 percent of mothers of children up to 5 years of age in three rural provinces of Nicaragua so that hand washing increases from 10 percent of the time to 90 percent of the time by explaining the link between lack of proper hand washing and diarrheal disease (research showed low levels of understanding among the audience concerning the link between proper hand washing and prevention of diarrheal disease).





#### Example: Realistic

Improve knowledge of 80 percent of mothers of children up to 5 years of age in three rural provinces of Nicaragua so that handwashing increases from 10 percent of the time to 90 percent of the time using a phased approach.

step 1 of 5  
Behavior Change Objectives

Although you may sometimes find it difficult to craft an objective that fulfills each of these requirements, this is the ideal format to follow. You and your team must decide how to develop feasible behavior change objectives, based on your audience's situation and the information available to you.

## Step 1 Stating the Behavior Change That Will Meet the Audience's Health Needs



#### Example: Time-bound

Improve knowledge of 80 percent of mothers of children up to 5 years of age in rural Nicaragua so that hand washing increases from 10 percent of the time to 90 percent of the time between January 2002 and January 2005.

Based on the work discussed in chapter 2, you and your team should already have a written description of the intended audience. Use this description to ensure consistency throughout the development of the communication strategy. Each audience segment may require a different behavioral change objective. You and your team should be consistent in defining the objectives for each group or audience segment.

Name the behavior that will change as a result of the audience hearing, seeing, or participating in the strategic communication messages. Is the behavior change ultimately going to impact the audience's health needs? For example, washing hands properly can reduce deaths due to diarrheal disease. Review the summary of the analysis of the situation (worksheet 1.6), and note any behavior identified as needing attention. At this point, you may need to clarify further the intended audience's behavior. If so, consider conducting some qualitative research to make sure that the program is on the right track.

By following this step, you will ensure that the behavior change objectives are *specific* and *appropriate*.

## Step 2 Stating How Much the Behavior Will Change

By completing step 2 you will ensure that the behavior change objectives are *measurable* and *realistic*. To make a reasonable estimate about the amount of behavior change that will occur, given the overall context of the program and the resources available, consider:

- Barriers to change.
- Experiences of similar programs in the past.
- Conditions under which the communication will occur.
- How much behavior change is needed for the success of the program.

### Barriers

Keep in mind the barriers to change that affect the intended audience. How difficult will it be to get the attention of the audience? Are others actively trying to convince the intended audience to adopt behaviors different from those that this communication strategy will promote? Are there competing demands for the time and actions of the audience? In general, adopting a new behavior is easier for individuals than changing an existing behavior.

For example, a woman may decide that it is more urgent for her to spend time at work than go to the clinic for an antenatal checkup. In this case, despite the best communication efforts, she may not go to the clinic. Similarly, a family may have limited financial resources available to treat health problems, and some other health issue may take precedence over the one that you are promoting. Keeping considerations such as these in mind will help ensure that expectations for behavior change are realistic.

### Prior Experiences

Examine available research data and reports that describe prior health communication campaigns related to the issue at hand. How were the behavior change objectives stated? What changes were achieved? This information will help ensure that the objectives are realistic and feasible.

### Example

In Zambia, the Helping Each Other to Act Responsibly Together (HEART) Campaign (Serlemitsos, 2001) used mass media to change norms related to risk reduction and safer sex among youth ages 15–19. The main objective was to promote healthy sexual behaviors among young people by reinforcing those behaviors that are safe while changing the unsafe ones. Specifically, increases were sought in:

- The number of youth who believed that they could be at risk of HIV infection
- The number of females who had never had sex and who continue to practice abstinence
- The number of sexually active males who formerly were occasional condom users and who now will always use a condom



### Conditions Under Which the Communication Will Occur

Review how conditions under which the communication will occur might affect results. Consider the portion of the analysis of the situation that examined:

- The “affordability” of behavior change.
- The availability and accessibility of services and products needed to practice the desired behavior.
- Social, economic, and political factors.

### Amount of Behavior Change Needed

Compare the amount of behavior change needed for the strategy to succeed and the amount of behavior change that is manageable within the strategy’s timeframe. Can the objectives be accomplished with available resources? Are there sufficient interpersonal, community-based, and mass media channels to reach the intended audience? Will more demand be created than the program can fulfill? Discuss proposed objectives with service delivery managers, and ensure that they will be able to provide enough supplies and services to meet the expected increase in requests.

In Ghana a FP program generated significantly more demand for FP beyond initial expectations—so much so that in the midst of the campaign the MOH’s clinics ran out of oral contraceptives. Clients became frustrated when they discovered that they could not receive what they had been motivated to get.



Give a numerical or percentage change expected. State the existing baseline measure as well as an expected measure. Review available data and consult research experts to determine a realistic goal for the expected change. For example, revise an objective that says “increase the proportion of people practicing the behavior to 20 percent” to “increase the proportion of people practicing the behavior from 10 percent to 20 percent.”

If it is not possible to measure behavior change in precise terms, try to establish a means of verifying that the audience’s behavior is at least following the general trend that would support the aim of the communication program.

Refer to chapter 8, which discusses the issues involved in planning for evaluation, and then revisit the objectives in this chapter to make sure that they are measurable.

## Step 3 Deciding the Timeframe Within Which the Expected Change Will Occur

Identify the timeframe in which change will be achieved. Use timeframes that give people enough time to change. Strategic communication objectives may be stated in terms of months or years. Keep this long-term horizon in mind as you develop your behavior change objectives.

A campaign will often have a shorter duration than an overall communication program, and the timeframe established to achieve the behavior change objectives will depend on this context. Sustained behavior change over time will clearly not be achieved during a brief campaign period. Remember to set the timeframe within the framework of the overall program.

The timing of the communication objectives may coincide with those of the rest of the program. In some cases, however, it may be important to achieve results before the program's end. Ask if it will be necessary to generate demand earlier in the program to ensure that products and services are fully utilized as soon as they are available. Take into account such situations, and adjust timeframes accordingly. You may find it helpful to link the program's timing to existing data collection schedules, such as the DHS. Such a link allows the health program to gather baseline and monitoring information in a scientifically sound and cost-effective manner.

At this point, you and your team should now have developed one or more behavior change objectives that are SMART.

### Example

In the Zambia HEART Campaign, the behavior change objectives were initially stated for the first phase of the campaign, which ran from June to October 1999.





### Example

Program Objective: Within the next 2 years, decrease the Total Fertility Rate (TFR) among married women of reproductive age from 5.9 to 5.3.

Behavior Change Objective: Within the next 2 years, increase from 1 percent to 10 percent the proportion of the intended audience who use a permanent contraceptive method.

## step 4 of 5

Behavior Change Objectives

### Step 4 Linking Behavior Change Objectives to Program Objectives

Your behavior change objectives should be likely to contribute directly to achieving program objectives. Behavior change objectives should always advance one or more program objectives even if the program objectives do not include a specific behavior change or communication component. Linking your change objectives to the larger program objectives and goals strengthens your communication strategy.

## step 5 of 5

Behavior Change Objectives

### Step 5 Identifying Indicators To Track Progress

Indicators are the interim measures used to track progress toward achieving objectives. Once you have fixed an indicator's beginning point, or baseline value, you can monitor it over time to see whether the intended behavior change is being achieved. Looking at the work completed thus far, identify the interim measures or indicators that will show the impact of the communication effort on the behavioral characteristics leading to the behavior change desired.

Good indicators are (Bertrand & Kincaid, 1996):

- Valid: They measure the phenomenon that they are intended to measure.
- Reliable: They produce similar results when used more than once to measure the same phenomenon.
- Specific: They measure only the phenomenon that they are intended to measure.
- Sensitive: They reflect changes in the status of the phenomenon being studied.
- Operational: They are measurable or quantifiable with developed and tested definitions and reference standards.

For example, increases in information seeking to understand how FP methods work, increases in the frequency of communication between couples about FP, increases in participation in community events related to FP, and increases in the intent to adopt an FP method are all valid indicators when the behavior change objective is to increase contraceptive use among a specific audience. Indicators can also be used to assess changes at the community level (Figueroa, Kincaid, Rani, & Lewis, 2002). For example, to track changes that lead to community empowerment, you could analyze:

- Leadership
- Degree and Equity of Participation
- Information Equity
- Collective Self-Efficacy
- Sense of Ownership
- Social Cohesion
- Social Norms

Use the worksheet on the following page to summarize the behavior change objectives that you have crafted.



### Example 3.1: Developing Objectives Worksheet

#### Example: Bolivia—Las Manitos I (Valente et al., 1996)

Project background: Bolivia's National Reproductive Health Program was designed to address high rates of infant and maternal mortality and to satisfy an unmet demand for FP. The program also worked to improve the climate for FP and to broaden the range of services offered to include a variety of reproductive health services. A series of campaigns was designed and implemented over a number of years, the first of which was called Las Manitos I.



<b>What is the program goal?</b>	Reduce maternal mortality by increasing the prevalence of reproductive health behaviors, such as FP and prenatal and postnatal care (especially breastfeeding and newborn delivery), by trained health providers in clinical settings.
<b>Who is the intended audience?</b>	Women and men between the ages of 18 and 35 living in La Paz, El Alto, Cochabamba, and Santa Cruz (the four largest cities in Bolivia).
<b>What is the action to be taken by the intended audience?</b>	Utilize reproductive health services and/or adopt an FP method.
<b>How will this contribute to the program goal?</b>	By obtaining reproductive health services, women will receive prenatal and postnatal care, assisted delivery, counseling, and FP services. Use of reproductive health services and FP methods can contribute to the reduction of maternal mortality.
<b>How will this meet the needs of the audience?</b>	Abortion is one of the leading causes of maternal mortality in the country. Through the use of modern contraceptives, unwanted pregnancies can be reduced, consequently reducing abortions. The unmet need for spacing or limiting births is about 24 percent (per Demographic and Health Survey).
<b>In what time frame will the behavior change occur? (State a beginning and an end.)</b>	The change will occur in 7 months (May–November 1994). It is the first in a series of campaigns.



### Example: Bolivia—Las Manitas I (continued)

What is the amount of change that will be achieved in this timeframe? (State the current level and the desired objective.)	From This	To This
	5.4 percent new adopters of FP methods	7.0 percent new adopters of FP methods



3

<b>Indicators:</b>		
What other behavioral characteristics will change in this timeframe, and by how much?		
Behavioral Characteristics	Will Change	
	From This	To This
Obtain information on reproductive health through the media.	24 percent	60 percent
Intention to use FP	25 percent	29 percent

<b>Other Indicators, if Appropriate:</b>	

## Example 3.1: Summary of Behavior Change Objectives Worksheet

### Example: Uganda



What is the program goal?	Meet the long-term reproductive health needs of the Ugandan people, and strengthen the capacity of the medical system to deliver services.	
Who is the intended audience?	Men and women ages 30–45 who want to delay childbirth at least 3 years or stop having children.	
What is the action to be taken by the intended audience?	Report to health facilities where Norplant, TL, and/or vasectomy is available, and obtain services.	
How will this contribute to the program goal?	It will increase the number of clients.	
How will this meet the needs of the audience?	They will be able to meet their reproductive goal.	
In what timeframe will the behavior change occur? (State a beginning and an end)	December 2000	March 2002
What is the amount of change that will be achieved in this timeframe? (State the current level and the desired objective.)	From This* (CYP)**	To This* (CYP)
	750 for TL 45 for vasectomy 300 for Norplant	1,500 for TL 90 for vasectomy 600 for Norplant

\* At 80 sentinel site health facilities.

\*\* 1 TL = 12.5 couple years of protection

1 vasectomy = 12.5 couple years of protection

1 Norplant = 5 couple years of protection

**Example: Uganda (continued)**



3

What other behavioral characteristics will change in this timeframe, and by how much?		
Behavioral Characteristics	Will Change	
	From This	To This

<b>Other Indicators, if Appropriate. Show Increases in:</b>	
Proportion of audience who know that Norplant, TL, and vasectomy are effective and safe	
Proportion of audience who know where to get Norplant, vasectomy, and TL services	
Proportion of audience who believe that Norplant, vasectomy, and TL are socially acceptable	
<b>For Clients:</b>	
Proportion who can describe the procedure	
Proportion who know how to care for themselves after the procedure	

### Worksheet 3.1: Summary of Behavior Change Objectives



What is the program goal?		
Who is the intended audience?		
What is the action to be taken by the intended audience?		
How will this contribute to the program goal?		
How will this meet the needs of the audience?		
In what timeframe will the behavior change occur? (State a beginning and an end.)		
What is the amount of change that will be achieved in this timeframe? (State the current level and the desired objective.)	From This	To This

What other behavioral characteristics will change in this timeframe, and by how much?		
Behavioral Characteristics	Will Change	
	From This	To This

<b>Other Indicators, if Appropriate:</b>	

## Next Steps

This chapter has explained how to develop SMART objectives and has offered country examples. You should now be able to develop behavior change objectives for your program and move to the next step—deciding how to achieve these objectives.

Chapter 4 discusses this process, which involves developing a strategic approach.



# References

Bertrand, J. T. & Kincaid, D. L. (1996). *Evaluating Information-Education-Communication (IEC) Programs for Family Planning and Reproductive health. Final Report of the IEC Working Group, the EVALUATION Project*. Chapel Hill: Carolina Population Center, University of North Carolina at Chapel Hill.

*Communication Strategy to Conserve/Improve Public Health, October 1999 - September 2001* (2001). Johns Hopkins University/Center for Communication Programs.

Figueroa, M. E., Kincaid, D. L., Rani, M., & Lewis, G. (2002). *Communication for social change: A framework for measuring the process and its outcomes*. The Rockefeller Foundation and Johns Hopkins Center for Communication Programs.

Piotrow, P. T., Kincaid, D. L., Rimon, J. G. I., & Rinehart, W. (1997). *Health Communication: Lessons from Family Planning and Reproductive Health*. Westport, CT: Praeger Publishers.

Serlemitsos, E. (2001). *Zambia Heart Program*. Lusaka: Johns Hopkins School of Public Health, Center for Communication Programs.

Valente, T. W., Saba, W. P., Merritt, A. P., Fryer, M. L., Forbes, T., Pérez, A., & et al. (1996). *La Salud Reproductiva Está en Tus Manos: Impacto de la Campaña del Programa Nacional de Salud Reproductiva de Bolivia*. Baltimore: Johns Hopkins School of Public Health, Center for Communication Programs.

# Chapter 4

## Strategic Approach

**By the end of this chapter, the reader will know how to develop an overall strategic approach for a health communication program by completing the following steps:**

- Step 1:     Reviewing the Key Issue or Problem, Audience Segments, and Objectives**
- Step 2:     Determining Long-Term Identity and Positioning Strategy Of The Behavior**
- Step 3:     Exploring Strategic Alternatives**
- Step 4:     Determining Strategic Approach and Rationale**



# Overview

Using the knowledge gained in analyzing the situation, thinking about the client's needs, and setting objectives, your friend the architect develops his strategic approach for building the school. He decides how he wants the students, teachers, administrators, and parents to feel about their school: a serious enclosure for learning but also a friendly space and, in some areas, a play space. He may sketch out how the various classrooms, offices, lounges, and meeting areas will look, where the visitor areas, playrooms, and bathrooms will be, and how these will relate to the entire building, inside and out. He also decides on the overall look or impression that the school will give. For a school in a city, his approach will be to design the spaces and use building materials that fit into a cityscape.

As part of developing his strategy, he reviews the different approaches available to him for meeting his objectives and determines which options he will choose. He may reaffirm earlier decisions or refine them to ensure that when completed the school will fulfill its purpose of providing a functional and attractive learning center for a long time.

So too, you need to develop a specific strategy that links all the elements of your proposed communication efforts.



In addition to being familiar with the health areas to be addressed and the needs and wants of the audience, you and your team, having determined the behavior change objectives, have to describe how the communication efforts are going to meet these objectives. In other words, together, you develop the overarching direction that dictates and guides the choice of the tactical tools that the team will use to achieve the objectives.

The strategic approach is one of the most important elements in a communication strategy. It drives the rest of the program. It ensures synergy, consistency, and coordination among stakeholders and partners. It enables the team to picture how all the elements will fall into place. Think of it this way: What is the communication strategy going to look like? How is it going to work? What shape will it take? Your health communication team's efforts to develop a strategy will lead to a strategic approach statement, which is different from the objectives. Objectives are specific and measurable and tell you *what* needs to be achieved. The strategic approach is descriptive and tells you *how* the objectives will be achieved.

## Step 1 Reviewing the Key Issue or Problem, Audience Segments, and Objectives

step 1 of 4  
Strategic Approach

Review the summary sheets developed for chapters 1 through 3 to understand the key issue or problem, the defined primary and secondary audience segments, and the behavioral objectives. At this point, the team is faced with an array of possible approaches to achieve objectives, but some may be better ways than others. You and your team should ensure that you develop the most appropriate strategic approach by looking at all the options.

Before proceeding to explore strategic alternatives and to determine your strategic approach and its rationale, you will need to understand the communication concepts of long-term identity and positioning, so that you can determine these components for your program.

### Example

To meet the objective of increasing the use of primary health care facilities, a strategy can take many directions:

1. Focus on the facilities themselves, and develop a communication strategy that emphasizes quality services (provided that these facilities can deliver quality services).
2. Concentrate on the audience, and develop messages related to each of the health services being offered at these facilities.
3. Package these health services together under a healthy lifestyle approach, and focus on "wellness" as a way for audiences to utilize these facilities.

All three approaches may be reasonable ways to achieve the objective. Each option describes a particular direction and will affect the choice of messages to be delivered, the channels to be used, and, in many ways, the management of the overall program. Obviously it will not be feasible to implement all three approaches. You probably do not have the resources or the manpower to follow through with all approaches. The best strategy is to focus on one approach that appears to be the most appropriate based on the knowledge and behavior stage of the audience, the level of services being offered, and the access of the audiences to different communication channels. Focus demands sacrifice.



4

## Step 2 Determining the Long-Term Identity and Positioning Strategy of the Behavior

In the evolving world of strategic health communication, planners are focusing more energy on two closely interrelated and sometimes overlapping components: (1) the behavior's long-term identity (sometimes referred to as "the brand") and (2) positioning the behavior.

### Long-Term Identity

As the members of the intended audience perceive and respond to the health communication effort to change behavior, they create in their minds a perception that becomes a behavior's long-term identity. In the course of such perception, the audience builds an image or an idea of the behavior. This image exists only in the minds of the intended audience and is, for them, an identity for the behavior. At best, it is clear, distinct, and easily recognized, and it shows the behavior's benefits as desirable.



**Example: Physical fitness is a good example of a behavior that has a long-term identity. For some, the identity is a positive one. When people who are predisposed to exercising regularly think of the term 'physical fitness,' they may make the following positive associations: it is good for you; it helps keep you slim; it helps prevent heart disease; it gives you energy. On the other hand, some people may have negative associations: it is too time-consuming; it is not enjoyable; it is too much work; it takes too much discipline. Positive or negative, the behavior itself has a set of associations that may immediately come to mind when the term 'physical fitness' is mentioned, and any of those associations reinforce a long-term identity to an audience member.**

A long-term identity or brand:

- Provides a visual signature or brand mark (symbol, name, design, colors, or combination of these) that is attached to products, services, or behaviors.
- Fosters a relationship of trust, reliability, and exclusivity between the behavior and the audience.

- Adds value to the basic product, service, or behavior.
- Provides some kind of psychological payoff to the audience.
- Simplifies the problem of differentiation between other like products, services, or competing behaviors.
- Possesses personality traits, which will allow the audience to form a relationship with the brand (Smith, Berry, & Pulford, 1997).

***A long-term identity is a unique set of associations that represent what the product, service, or behavior stands for in the minds of the client.*** Think of a box labeled with the name of the product, service, or behavior. Then store all the features, benefits, and thoughts in that box. People keep these boxes in their minds. Everything that comes to mind about that product becomes part of its long-term identity. One of the very important components of this identity is the emotional connection that is established between the audience and the product, service, or behavior.

**Example: Coca-Cola is a good example. It is more than a beverage among many other beverages. Coke enjoys a special relationship with people all over the world based on the long-term identity that it has built over many years. Some of Coke's attributes can be shared with other beverages. For example, people know that Coke offers a refreshing taste; it always tastes the same, and is always within an arm's reach-accessible. However, other beverages can make that same claim in many places. In addition, blind taste tests have shown that many people actually prefer the taste of Pepsi (Allen, 1994). It doesn't matter. Coke is still the number one brand in the world (2000). The reason is the emotional connection between the audience and the brand, a connection built over many years through a long-term identity system that the company developed and nurtured with its customers on a consistent and ongoing basis. The company accomplished this connection through ongoing advertising, excellent packaging, distribution, merchandising, and PR, among other things, over a long period of time. Coke, the brand, has become a trustworthy friend. Coke purchasers depend on this brand to provide satisfaction.**



Long-term identities or brand images can work well with products, services, and behaviors. Here are some examples:

### **Products**

Many car brands have built up long-term identities to ensure a loyal customer base. Mercedes-Benz is an example of a luxury car that conjures up many positive images not only among luxury car customers, but also among the general public. The reason for this is simple. Although people may not currently be able to afford a Mercedes, they still link the brand name with positive associations. Perhaps someday they may be able to afford the car, or at least they aspire to owning the car. While there are many other car brands in the luxury car category and while all of them provide the same functions and amenities, the Mercedes brand image is strong enough to be at the top of people's list when naming luxury cars.



Intel, the microprocessor chip manufacturer, has spent a great deal of money over many years, to support its brand name. It insists that computer manufacturers use the Intel logo on any personal computer they make that uses one of its products and then pays part of the manufacturers' ad campaign when the Intel logo is featured. The Intel brand image lends credibility to the computer manufacturer, while reinforcing its own brand image with each ad exposure. Plus an active ad campaign demonstrating product benefits supports all of these efforts and further embeds the value of the Intel name to the consumer. Intel's brand image is strong enough to demand higher prices for computers that offer "Intel Inside" than computers that offer competing chip manufacturers (Aaker, 1996).

### **Services**

American Express (Amex) offers credit for purchases, as does Visa and MasterCard. While Visa and MasterCard offer credit through banks and other organizations, Amex offers credit directly through its organization and for a fee that is often higher than the other credit card companies. Plus Amex cardholders cannot pay over time. They have to pay in full every month for the previous month's charges if they hold the typical green Amex card. Considering the ease of getting a bank credit card, the (sometimes) lower fees or (on occasion) no fees, and the flexibility in paying off charges, why are there 42.7 million Amex cardholders (2002)? The answer is that Amex has promoted its "Members Only" brand image consistently

over time to its two distinct audiences—the cardholder customers and the retailers, hotels, airlines, and restaurants that accept Amex at their establishments. Both audiences trust, rely on, and have a relationship with Amex and the easily identifiable green credit card.

The Egypt Gold Star campaign was the “first nationwide FP communication strategy in a developing country focused on promoting quality of care and positioning government clinics as a source of high-quality care (Piotrow, Kincaid, Rimon, & Rinehart, 1997).” Over several phases, the Gold Star program branded clinics that passed a 101-item checklist of quality improvement indicators in two consecutive quarters, with a Gold Star to certify to both potential clients and providers that these clinics met the requirements of better service. The Gold Star logo was used throughout the clinic and in all campaign materials and was promoted heavily in the media. This logo came to represent the clinics’ long-term identity of quality service.

## Behaviors

Long-term identities for behaviors are not as well documented and are not usually thought of in this way. However, in the United States the use of seat belts in cars has become so ubiquitous that it is hard to realize that it has only become a common behavior within the last 12 years (National Highway Traffic Safety Administration, 1999). It took a combination of public service advertising, policy advocacy, and role modeling to instill this behavior. Now most States have seat belt laws requiring the use of seat belts by anyone sitting in the front seat of an automobile. And all car manufacturers are required to include seat belts in both front and back seats. Does the use of seat belts have a long-term identity? The answer is to read any newspaper article or watch any television news program that announces a fatal car accident. One of the key pieces of information will be whether the passenger or driver was wearing a seat belt.

The same can be true for behavior change in health communication. Communication efforts can build long-term identities with clients by promoting products, services, and behaviors that are “trusted to consistently deliver excellence, and perceived by customers to be both relevant and distinctive (Shore, 2001).” A long-term identity or brand consists of tangible and intangible components.





### **What can long-term identity do for a health program?**

Long-term identity:

- Integrates the health program and all its efforts. It is the glue that holds together the program's broad range of activities and functions, all designed to build relationships with the intended audience.
- Provides for consistent, effective communication over the long term.
- Encourages the audience to maintain the behavior by predisposing the audience to accept messages favorably and to remain loyal to the program's activities.
- Differentiates the program's product or services from those of other programs..
- Attracts people involved in health care, such as medical personnel and policymakers, to participate in and support the program.

The tangible components consist of the functional benefits of the product, such as what the product does, and any special identification markings (logo or name). The intangible components consist of the emotional benefits of the product, such as trust, reliability, added value, and quality of differentiation.

The same concept can be used in behavior change communication. For example, a client can continue to use and think positively about modern FP methods because modern methods offer the functional benefit of reliability and the emotional benefit of giving clients a feeling of security and confidence.

People have certain attitudes and beliefs about products, services, and behaviors, and store bits of information about them in their heads. These attitudes and beliefs may be positive, negative, or a combination of both. For example, while some people think positively about the term "family planning" and may practice FP, others may associate the term with side effects or find that FP runs counter to their cultural beliefs. Developing a long-term identity program can help frame the way that people think about behaviors by fulfilling a need, fostering positive attitudes, and at the same time diminishing negative attitudes and beliefs. The long-term identity, if managed properly and continually, will help to build an ongoing positive and trusting relationship between intended audiences and the behavior.

Your challenge is to help shape every aspect of a communication strategy to foster the development and maintenance of the behavior's long-term identity in the minds of the intended audience. Your job is to help give the behavior its identity and meaning, thus providing a framework for those who work with the strategy to build in the minds of the audience a perception of the behavior's worth. The challenge is to develop a strong identity, a successful communication strategy, awareness in the community, and loyalty in the intended audience.

Although long-term identity (or brand) is usually associated with products and services, the term is not yet a common term associated with behaviors. However, the long-term identity process can help organize and frame an entire health program. A key concept is to name the behavior. In Ghana, to increase demand for

FP, the long-term identity was named “Life Choices.” FP was not just a health program to reduce unwanted pregnancies but was seen as a tool enabling audiences to achieve their personal life goals. See the example on this page of naming an antismoking effort directed to U.S. teenagers as “truth.”

## Positioning

Behavior change communicators use positioning to determine the best approach to motivate audiences to change or adopt a specific behavior. Once communicators have determined the objectives for an audience and have developed a long-term identity, they need to think about how they are going to position the behavior to achieve the objectives and maintain the long-term identity. Closely intertwined with the long-term identity, positioning establishes in the minds of the audience an image of the desired behavior that helps the audience remember it, learn about it, act upon it, and advocate for it. If the long-term identity is everything an audience knows and feels about the product, service, or behavior, then positioning is the promotional image that is intentionally communicated to an audience. An effective position:

- Resonates with the audience.
- Differentiates from the competition.
- Stands out as better than the known alternatives.
- Provides a benefit that is worth the cost or effort.

**To succeed in our overcommunicated society, a company must create a position in the prospect’s mind, a position that takes into consideration not only a company’s own strengths and weaknesses, but those of its competitors as well . . . IBM didn’t invent the computer. Sperry Rand did. But IBM was the first company to build a computer position in the mind of the prospect.**

—(Ries & Trout, 1981).

### Example: The “Truth” Program

In the United States, the tobacco control program is an ongoing effort that has resulted in a marked decrease in the use of tobacco. However, smoking among young people has increased. Once people start to smoke in their teenage years, they become addicted to tobacco, and it becomes more difficult for them to stop smoking as they reach adulthood.

The American Legacy Foundation funded a program to develop a culture of “not smoking” among young people. To accomplish this goal, the foundation and its communication partners developed a long-term identity program (or branding program) to treat not smoking as a “brand,” by managing the program in the same way that a manufacturer manages a branded product. They first conducted considerable research to gain insight about their audiences and then segmented their audiences by specific attitudes.

They studied 3,000 teens in middle school and high school and learned about their health behaviors, worries, dreams, values, self-descriptions, and social connectedness. They learned that teens are open to smoking and that initiation begins when they are in the 5th, 6th, and 7th grades. Teens who were open to smoking are more likely to use drugs and alcohol and are less future-oriented. Their dreams are of becoming rich, being a hero, having a great car, and getting even with people who may cross them. A key insight about them was their desire to assert control and their willingness to engage in a variety of risky behaviors to assert control (taking control away from parents, teachers, and other authority figures). Control was expressed by “need states,” such as rebellion, taking risks, fitting in, being independent, self-expression, and feeling respected. Tobacco satisfies all of the need states in the minds of these teenagers. In other words, the use of tobacco was seen as a tool of control.

(continued on next page)





### Example: The “Truth” Program

(continued from previous page)

Another key insight was that if the program wants to take tobacco away from this audience, it must replace the behavior with something else that fulfills the need states and provides control. Therefore, the program had to give teens knowledge (about not smoking), a motivation (give them a way to rebel and take risks), and power (put control in their hands). At the same time, the program had to deconstruct myths, lies, and deceptions about tobacco.

The strategy was to package “not smoking” as a brand to give teens something that they would want to affiliate with, a “badge” standing for rebelling, taking risks, being independent, self-expression, and respect. The result was the “truth” program. This program positioned tobacco companies as villains by providing evidence from ongoing litigation that tobacco companies knew that smoking was addictive and harmful while continuing to promote their products to young people. By providing the “truth” about the companies, the campaign gave young people something to rebel against—the big, authoritative tobacco companies who were trying to harm them. Messages were designed that put teens in control and allowed them to help expose big tobacco companies for what they are. Teen advocacy groups were organized to help expose these “truths.” These groups enabled teens to rebel and fit into a group at the same time. They were able to gain respect and be socially connected. Designing messages, organizing groups, conducting the research, and monitoring and evaluating the program were all made part of the long-term identity system or branding system. This program has been successfully building a relationship between the audience (teenagers) and the brand (“truth”). The State of Florida reports that the truth “campaign resulted in high rates of recall, significant changes in attitudes/beliefs, and reduced rates of smoking behavior among youth.

(Sly, Heald, & Ray, 2001)

**Positioning: In the context of strategic design, positioning means presenting an issue, service, or product in such a way that it stands out from other comparable or competing issues, services, or products, and it is appealing and persuasive. Positioning creates a distinctive and attractive image, a perpetual foothold in the minds of the intended audience** (Piotrow, Kincaid, Rimon & Rinehart, 1997).

The commercial marketing sector uses the term “positioning” in a competitive environment to set or position one product against another. If one car is the “luxury” car, such as Cadillac, then another car is the “economy” car, such as Hyundai. If Clairol shampoo offers manageable hair that is easy to control, then L’Oreal shampoo gives you lustrous, shiny hair. Positioning helps to communicate to the audience a unique appealing difference designed to give the product an edge over the competition.

Positioning helps determine the overall strategic approach. “Positioning suggests how these changes (desired behavior changes) can be presented to the intended audience in the most persuasive fashion. . . . From a communication standpoint, positioning may be the key element because positioning determines the way that people will perceive the product/service/behavior, how they will remember the communication activities, and to what extent those will prompt action” (Piotrow, Kincaid, Rimon & Rinehart, 1997).

**Think of positioning as a way to deliver PUNCH to the strategy. Positioning:**

Is always **Positive**.

Is always **Unique**.

Develops a **Niche** in the minds of the audience.

Is always **Competitive**.

Always **Helps** the audience by delivering a benefit.



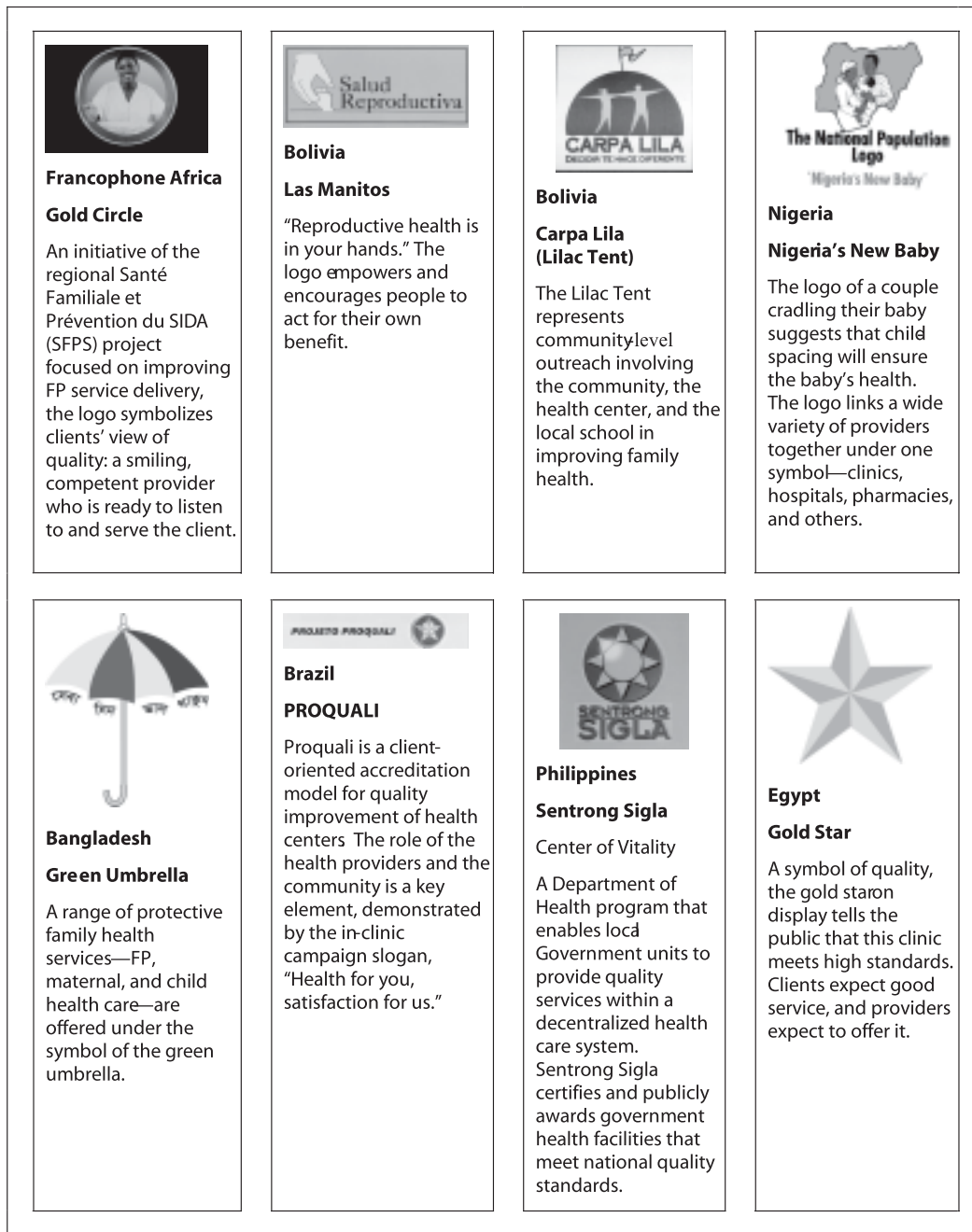
Positioning creates the memorable cue for the audience to know why they should adopt a behavior. It forms the basis for communication tactics: advertising, promotion, packaging, publicity, special events, IPC, community-based communication, and advocacy programs. It shapes the development of messages and the selection of channels. It ensures that messages will be consistent and that each communication effort or activity will reinforce other activities for a cumulative effect.

Many corporations use symbols to further identify their brand to the public. Below are two examples of very familiar corporate logos.



Many health programs have successfully used positioning. In Zambia for example, one of the aspects of the HEART campaign addressed the benefits of abstaining from sexual activity for adolescent girls. Girls feel a lot of peer pressure to engage in sex as a way to prove their love to a boy. They also believe that a boy should be asking for sex if he really loves the girl. Girls say they want to maintain their abstinent status, so they need support to feel that this is a behavior to be proud of. The positioning statement of the campaign was, "Virginity is something to be proud of" and the campaign slogan was, "Virgin Power-Virgin Pride".

Figure 4.1 shows a variety of positioning strategies used in different countries, together with the logos that served as communication tools to symbolize the position (Piotrow, Kincaid, Rimon & Rinehart, 1997).



### Figure 4.1: Various Positioning Strategies

By focusing on a unique characteristic, strategic positioning gives a FP/reproductive health program a memorable identity, occupying a niche in the minds of the public and providers. A well-designed symbol can help position a service, product, idea, or program.

Keep in mind that positioning is about perception, and even if the audience thinks about a behavior or a competing behavior in an incomplete or even somewhat incorrect way, audience perception is the reality that health communicators must face. Knowing and listening to the audience helps the health communicator position the program to meet the needs of the intended audience segments.

Strategic communicators understand that reality is based on what the audience believes and not only on what the health communicators think is appropriate. Reality is also based on what the audience is willing to hear or see and not only on what the health communicators want them to know. Understanding this audience insight helps communicators to position (or reposition) in the minds of the audience a behavior that, if communicated consistently, will be sustained.

### Steps to Developing a Position

The first key step in developing a position is for you to know where the audience is currently going for its health products and services and how the audience is currently behaving.

For example, is the audience going to public facilities, to private providers, and to traditional healers, or is it not going anywhere? Instead of breastfeeding, is the audience using bottled milk or giving its babies solid food earlier than recommended? For HIV/AIDS prevention, are sexually active young men not protecting themselves? Do they have multiple partners?

It is important to know what the audience is doing; it is just as important to know why the audience is doing it. Most people behave a certain way because they derive a benefit from that behavior. So you have to understand why they are doing it and what they get out of it before you can position a behavior against it. Another way of looking at this approach is to “identify the competition.” So the first questions to ask are, “What is the audience doing now? And why?”

The second key step is to determine what the positive behavior can realistically deliver that the audience will perceive as a benefit. This step may require additional audience research. Start by reviewing and following these basic steps:

- Analyze the program’s capabilities, and identify differences from other programs (from “Analysis of the Situation”).
- Analyze the audience’s perceptions of the product, service, or behavior (from “Analysis of the Situation” and “Audience Segmentation”).
- List the audiences and their characteristics (from “Audience Segmentation”).
- Match product, service, or behavior characteristics to audience needs and wants.
- Explore positioning alternatives.
- Develop a positioning statement.

Refer to the following examples and worksheet 4.1 in completing these steps.



### Examples of Positioning

1. **By product difference:** Is there a unique product feature? *Injectables offer women 1 to 3 months of protection from unwanted pregnancy with just one injection.*
2. **By key attribute/benefit:** What benefit can we offer that the audience will consider meaningful? *Gold Star high-quality reproductive health services in Egypt.*
3. **By clients/users:** Create an image for an audience that the service or product is only for them. *Youth-friendly clinics geared to provide reproductive health services for adolescents.*
4. **By use:** When and where is a service or product being used? *National Immunization Days—specific dates when immunizations are given.*
5. **Against a category:** Position a product or service against the entire spectrum of products or services in that category. *Warm and caring providers compared to all providers.*
6. **Against a specific competitor:** Competitive brands. *Brand A condom compared to Brand B.*
7. **By association:** Associate the product or service with a lifestyle. *Lux Soap: the soap of the stars. If I use Lux Soap, I will be like a movie star.*
8. **By problem:** How a product, service, or behavior will solve a problem. *ORS to help reduce dehydration caused by diarrhea.*

When reviewing several positioning possibilities, use this checklist to help determine the one that is most appropriate.

### Checklist: Questions To Ask About the Position:

1. Does it resonate with the audience?
2. Will it endure?
3. Does it differentiate from the competition? Does it represent something better or different that is valued?
4. Does it represent a feasible strategy? Can the program deliver the promise or benefit?
5. Does it support the program view?
6. Does it represent a clear vision?
7. Can people in the involved organizations clearly articulate the position?
8. Does it stimulate innovative communication activities?



### Developing a Positioning Statement

A positioning statement describes how the behavior will be placed in the minds of the audience. It is not a catchy slogan. Positioning statements help writers develop catchy slogans, but they are not the slogans themselves. A positioning statement is not to be included in communication materials that go to audiences. It will, however, provide direction for the strategic approach and subsequent messages.

#### Commercial Positioning Statements\*

- **Apple Computer**—“Easy to use”
- **BMW**—“Exceptional performance”
- **Federal Express**—“Guaranteed next-day delivery”
- **Visa**—“Accepted everywhere”
- **Volvo**—“Safety”

The next step is to explore strategic alternatives to find one that makes the most sense based on the position that you and your team have selected.



\*[http://faculty.cox.smu.edu/~rsethura/mktg6301/course\\_files/positioning\\_lec4.ppt](http://faculty.cox.smu.edu/~rsethura/mktg6301/course_files/positioning_lec4.ppt)

### Worksheet 4.1: Positioning Statement Worksheet

Instructions: Develop one or two sentences describing as succinctly as possible the position for the product, service, or behavior. Make sure to include the name of the product, service, or behavior, the unique difference that sets it apart from the competition, and the benefit to the audience. Keep in mind that this is not a slogan. The positioning statement is the forerunner to a slogan—to be used to inform the creative team as they develop a slogan.

#### Example: Gold Star: Egypt



Positioning Statement for Gold Star: Egypt
At the Gold Star Public Clinic, you will find high quality FP
services at the least cost. Providers are professional and friendly and are
dedicated to serving you and your family. Where you see the Gold Star,
you will find quality.

### Worksheet 4.1: Positioning Statement

Instructions: Develop one or two sentences describing as succinctly as possible the position for the product, service, or behavior. Make sure to include the name of the product, service, or behavior, the unique difference that sets it apart from the competition, and the benefit to the audience. Keep in mind that this is not a slogan. The positioning statement is the forerunner to a slogan—to be used to inform the creative team as they develop a slogan.

<b>Positioning Statement for _____</b>



## Step 3 Exploring Strategic Alternatives

Again, the comparison with the work of an architect is helpful. In building a house, the architect has many options. He knows the number of bedrooms and toilets his client needs; he knows that the house must contain a living room, a kitchen, closets, and perhaps other rooms that have already been determined. Yet, he still has many choices. Should he design a three-story house or one that has rooms all on one level? Should the house have bedrooms facing east, west, south, or north? Where on the property should the house be situated—at a distance from the road or closer to the road but with a large backyard? An experienced architect explores alternatives using his mathematical and logical skills as well as his creative talent to come up with the best design possible. The same is true of the communication strategy team. Since many ways to solve a communication problem exist, the best way to move forward is to make a list of possible solutions and then start eliminating options.

Table 4.1 on the following pages lists examples of strategic alternatives, with advantages and disadvantages for each one. Review this table to become familiar with the many different approaches available.

### **Table 4.1: Some Strategic Approach Alternatives**

This list is by no means all-inclusive. The key for you and your team is to find the alternatives that best represent the needs already identified by thought and discussion. Review table 4.1 (page 111) to help you list strategic alternatives, and use checklist 4.1 (page 113) to review strategic approach considerations. Then use worksheet 4.2 (page 116) to write down your ideas.



**Table 4.1: Some Strategic Approach Alternatives**



Strategic Approach	Description	Example*	Advantages	Disadvantages
Breaking new territory	Is a new concept to people who aren't practicing alternative behavior.	Home computers; Vitamin A drops.	Is based on audience need. Has no negative association. Introduce new idea, concept.	People are slow to act. Awareness generation comes first.  Is expensive.
Competitive	Switches people from current behavior to desired behavior.	Modern contraceptives vis-à-vis traditional methods.	People already practicing behavior.  Segmented audience needs to have clear benefit to switch.	Must offer clear differentiating advantage.  People may be totally committed to current behavior and not open to switching.
Trading up	Switches from one desired behavior to a behavior that may be more advantageous to audience.	Oral contraceptives to long-term methods for women who do not want to have any more children.	People already have inclination to practice.  Gives them a better solution to meet their real needs.	Erodes existing base (must regenerate existing base).  May be too small to justify investment.
Audience segment strategy	Users vs. nonusers; urban vs. rural; practice to advocacy.	(See chapter 2, worksheet 2.4.)	Understands distinction between segments. Is effective when segments are large and accessible enough for developing program.	Could cost more.  Should be used only if messages need to be different.
Product-oriented	Social marketing.	Selling specific condom brand.	Marketing principles apply—is easier to develop plans; allows you to create solid, tangible advertising based on different audience profiles.	Requires in-depth research to know whether users are new, repeat, etc. Can track sales but requires sales analysis. Is expensive.
Package-oriented	Services put together for an audience or for convenience.	Essential health services package.	Adds value to audience. Has a clear benefit—convenience.	Promotion promise has to be ready at provider level.
Service-oriented	Provider promotion; quality in service delivery.	Ghana—We Care	Helps build demand for high-quality service.	Requires major training program. Could require a large commitment of funds for equipment, facilities, etc.

\* If you want to learn more about the examples shown in table 4.1, please refer to [www.jhuccp.org](http://www.jhuccp.org).

**Table 4.1: Some Strategic Approach Alternatives (continued)**



Strategic Approach	Description	Example*	Advantages	Disadvantages
Branding	Is an identification system of services or products.	Bangladesh—Green Umbrella	Is a very effective way to bring together an entire program.	Other program aspects have to deliver the brand promise.
Seasonality	Conduct all efforts at certain periods of time.	National Immunization Days.	Can concentrate resources in a short period of time. Compact.	Is not sustainable. Have to repeat every season.
Media-focused	Use media as focal point of program.	Tanzania radio.	Is effective when media are very powerful in reaching audience.	Limits communication to focus on channels instead of audience or services. May not reach rural poor.
Community-based	Revolves around community participation or mobilization.	Puentes—Peru	Is effective at the community level.	Is limited geographically. Is expensive to scale up.
Influencer-driven	Uses advocacy.	Democracy and governance—Women’s inheritance laws in Nigeria.	Is good for changing policy; provides support for future audience-focused programs.	Is limited to opinion makers. May require demand generation campaign to motivate influencers as well.
IPC-focused	Based on counseling, personal service.	Nepal	Is effective at provider level. Is inexpensive.	Yields limited results in behavior change without reinforcement at other levels.
National, local, regionally-geographically-focused	When a particular need exists in one area. Devolved health system requires different strategies. Not available everywhere.	Tanzania HIV/AIDS Strategy—“Ishi.”	Can concentrate resources in a few areas for high impact.	May not meet national objectives.
Centerpiece-focused	Puts an entertainment education vehicle as the anchor in a communication strategy. Everything else revolves around the program.	Soul City—South Africa	Attracts large audiences. Uses modeling to demonstrate positive behaviors. Can convey multiple messages and can repeat them over time.	Mass media focused and may not be relevant at community level. May not reach some who have no media access. Requires technical expertise to produce good quality programs.

\* If you want to learn more about the examples shown in table 4.1, please refer to [www.jhuccp.org](http://www.jhuccp.org).

## Checklist 4.1: Strategic Approach Considerations



	Does the strategy consider:	Does it specify?	Yes/No
1.	The audience?	What segment of the audience? Users or nonusers? Primary audience or influencers?	
2.	The objectives?	Will the strategy fulfill the behavior change objectives? Are the benefits clear?	
3.	Positioning?	Does it reinforce the desired positioning?	
4.	Maximizing the competitive advantage?	Does it differentiate? Does it provide a niche or a focus? Does it play to the strengths of the program? Does it address competitive benefits that the audience wants and that the competition cannot fulfill?	
5.	Different stages of behavior change?	Is it a multistage strategy? Is it a phased strategy?	
6.	Timing?	What is the timeline to achieve objectives?	
7.	Sequence and timing of channels and tools?	Can the strategy provide guidance to the sequence of communication tools?	
8.	Range of communication tools?	Does the strategy incorporate and integrate a range of tools?	
9.	Scale?	National-, regional-, and local-community-level?	
10.	Resources?	Is it affordable? Is it the best way to spend a budget?	
11.	Sustainable behavior?	Does it encourage the audience to continue the behavior?	
12.	Long-term identity?	Does the strategy enhance the long-term identity?	
13.	Strategic approach alternatives?	Were other strategies considered? Does the strategy selected fulfill the objectives better than others?	
14.	Program strategy?	Does it help to meet the program objectives?	
15.	Building broad support?	Will key stakeholders support and implement it?	

## Example Worksheet 4.2: Developing Strategic Alternatives

Objective: Women ages 18–29 will use short-term FP methods to space their children.



Strategic Approach	Description	Advantages	Disadvantages	Do we have what we need to do it?	Comments	Rating 1–5 (5 being highest)
Promote provider.	FP methods will be promoted as different choices through provider counseling. Results will also be based on attendance at clinics.	Provider can offer accurate information and choices; Support materials can show different methods; Position as friendly, helpful expert.	Clinics may not be able to train enough providers within the timeframe; Audience may not perceive providers as trustworthy; All locations may not be convenient.	Most locations are convenient; Providers can be trained; Materials are in place.	Has the greatest likelihood of achieving objectives.	4
Use social networks.	Identify key women in the community who can help “spread the word” about FP methods by advocating for it.	Helps women to know that there are others who are using and approve of use.	Identifying advocates may be difficult and time-consuming	It is difficult to identify social networkers; Women will not advocate publicly at this time.	Is not a realistic strategy to implement.	2
Involve husband.	Promote the role of husband as key to using FP methods. Emphasize spousal communication through media and counseling.	Wife will be more comfortable using FP methods with her husband’s approval.	Husband may not be receptive; he may not approve.	Husband and wife do not discuss reproductive health issues.	He will be difficult to convince that he has a role to play.	2

## Example Worksheet 4.2: Developing Strategic Alternatives (continued)



Strategic Approach	Description	Advantages	Disadvantages	Do we have what we need to do it?	Comments	Rating 1–5 (5 being highest)
Position against abortion.	Messages will convey that FP methods are a safer and healthier choice for a woman than terminating an unwanted pregnancy.	Show competitive advantages (safety, health, cost).	Abortion may be too sensitive a subject to deal with.	The religious community will object strongly.	Too politically sensitive.	1
Direct communication to community leaders.	Lead with an advocacy campaign to community leaders to support FP.	Is socially acceptable; Sets social norm within community.	Community leaders may not be receptive; They will help provide environment but may not cause action.	Still requires effort intended to change individual behavior.	This will be done as a part of the strategy but will not be the lead approach because it is still necessary to direct messages to the primary audience.	3
Make an entertainment education TV program the lead strategic approach.	Emphasize the advantages of FP through a message woven into the entertainment education TV program, and support these messages through other channels.	Has the ability to role model behavior; Reaches a lot of people at one time; Establishes credibility.	Production can be expensive; Can increase intent but may not cause action.	Is possible; We have the budget to produce.	It is good as a part of communication mix but can't carry the entire program, since women don't know where to go for methods.	3

4

## Worksheet 4.2: Developing Strategic Alternatives



Strategic Approach	Description	Advantages	Disadvantages	Do we have what we need to do it?	Comments	Rating 1-5 (5 being highest)

## Step 4 Determining the Strategic Approach and Rationale

Every strategic approach requires an accompanying rationale. Writing a rationale enables you to recognize the suitability of the approach and to identify any flaws that it may have. In addition, you and your team may have to present and defend this approach on many occasions, and a well-thought-out rationale will serve as a sound basis for justifying your approach.

### Worksheet 4.3: Summary of Strategic Approach and Rationale Example: Uganda

<b>The strategic approach is service-oriented. The approach will:</b>
Expand the availability of LTPM to new locations through new types of service delivery sites operated by trained medical personnel and supported by mass media and the community
<b>because:</b>
1. LTPM are inaccessible to many members of the intended audience.
2. Perception of the quality of services available is poor.
3. Fears and misconceptions about how the methods work are preventing some audience members from seeking services.

step 4 of 4  
Strategic Approach



#### Example: Approach and Rationale

In Bangladesh, the Smiling Sun smiles over health clinics all over the country. One can travel around and see a Smiling Sun sign in urban areas as well as rural areas. The Smiling Sun is a symbol for warm and caring services provided by clinics that are a part of the National Integrated Population and Health Program (NIPHP); the NIPHP is a collaborative effort of rural health clinic NGOs managed by Pathfinder, urban health clinic NGOs managed by John Snow, Inc. (JSI), and the Bangladesh Center for Communication Programs (BCCP), with funding from USAID. The major objective was to offer integrated health services with improved quality for a small fee through well-trained and well-stocked NGO clinics throughout Bangladesh. The strategic approach was to use the health clinic as the major source of information and services and set out to position these clinics as offering attentive, warm, and caring providers—something that all clinics within the NGO network could deliver and something that research showed audiences demanding. This helped to differentiate them from private clinics and government health facilities. The strategy included a long-term identity program that helped to position the clinics as offering warm and caring providers (worth the small service fee) through a branding campaign that referred to the Smiling Sun (Paribark Shastho) Clinic. Promotional tools included radio and television spots, badges worn by providers, signboards, billboards, and other support materials. In addition, the Smiling Sun logo was integrated into all brochures, pamphlets, and provider materials.

4

### Worksheet 4.3: Summary of Strategic Approach and Rationale



<b>The strategic approach is to:</b>
<b>because:</b>

#### Next Steps

Chapters 5 and 6 will explain how to use the strategic approach to design specific message points and to choose appropriate channels and tools. The messages and channels selected should support and reinforce the positioning and strategic approach developed in this chapter.



# References

Aaker, D. A. (1996). *Building Strong Brands*. New York: The Free Press.  
American Express Company Quarterly Earnings Report, First Quarter 2002. (2002).  
Additional Financial Information (PDF) [On-line].

Allen, F. (1994). *Georgia Trend*. (12 ed.) (Vols. 9) (pp. 55). ISSN: 0882-5971.  
World's Most Valuable Brands (2000). Interbrand [On-line]. Available:  
[www.interbrand.com](http://www.interbrand.com)

National Highway Traffic Safety Administration (1999). *Fourth report to Congress. Effectiveness of occupant protection systems and their use*. Washington, DC: U.S. Department of Transportation.

Piotrow, P. T., Kincaid, D. L., Rimon, J. G. I., & Rinehart, W. (1997). *Health Communication: Lessons from Family Planning and Reproductive Health*. Westport, CT: Praeger Publishers.

Ries, A. & Trout, J. (1981). *Positioning. The Battle for Your Mind*. New York: McGraw-Hill.

Shore, D. A. (2001). *Creating brands people know and trust*. Cambridge, MA: Harvard University.

Sly, D. F., Heald, G. R., & Ray, S. The Florida "truth" anti-tobacco media evaluation: Design, first year results, and implications for planning future state media evaluations. *Tobacco Control* 10, 9-15. 2001.

Smith, P., Berry, C., & Pulford, A. (1997). *Strategic Marketing Communications*. London: Kogan Page.



# Chapter 5

## The Message Brief

**By the end of this chapter, the reader will understand the purpose of a message brief and how to summarize the strategic rationale for why the messages are being developed. In addition, the reader will learn how to complete the message brief worksheet by:**

- Step 1: **Identifying the Key Fact That, if Addressed, Will Lead to the Desired Behavior Change**
- Step 2: **Identifying the Promise to the Audience That Will Motivate It To Adopt the Behavior**
- Step 3: **Defining the Support for the Promise That Summarizes Why the Audience Should Believe the Promise**
- Step 4: **Describing the Competition for the Message**
- Step 5: **Developing the Statement of the Ultimate and Lasting Impression That the Audience Ideally Will Have After Hearing or Seeing the Message**
- Step 6: **Describing the Desired User Profile: How Does the Intended Audience Perceive Someone Who Uses The Product or Service Being Promoted**
- Step 7: **Identifying the Key Message Points That Will Be Included in All Communication Delivered by the Partners Who Will Implement the Strategy**

# Overview

A light blue illustration of two hands holding a scroll. The hands are positioned at the top and bottom of the scroll, with the fingers gripping the edges. The scroll is a thick, light blue cylinder that curves across the page. The background is white.

To ensure that the strategic approach is clear to the builder and then to the workforce, your friend the architect develops detailed sketches, plans, and ultimately his blueprints. By following these blueprints, the subcontractors implement the architect's strategic approach: the electricians install the wiring, the plumbers install the pipes and ventilation system, the carpenters build the frame, and all of the team members work together to execute the strategy.

The message brief that you will learn about in this chapter performs much the same function as the architect's blueprints: it puts on paper exactly what you want your creative collaborators to accomplish.

You and your team have completed much of the groundwork for developing a health communication strategy. Using solid communication theory, research findings, and analytical thinking, you and your colleagues, such as health workers and other stakeholders, have isolated the problem and have analyzed the situation and all the factors that impact communication. You have also identified the primary and secondary audience segments, defined the behavior change objectives, and designed a well-orchestrated strategic approach. The positioning statement, along with the strategic approach, provides direction and guidance for identifying a central theme for the overall communication strategy. From this, you will move to the step of developing a message brief for each component of the strategy.

A message brief is a document that the communication team develops and shares with experts at an advertising agency, PR agency, creative writers and designers, or any other organization or person involved in message development. The creative experts use the message brief as a springboard for developing creative concepts. Remember, it is the job of these experts to develop creative materials. The strategic health communication team outlines “what” the messages need to say. The creative experts determine the execution—“how” the messages will be designed. The more precise the message brief is, the more likely it is that the communication will be effective. A “tight” message brief leaves nothing to interpretation and is incapable of being misunderstood. A well-crafted message brief allows the creative experts to explore a variety of approaches, as opposed to a loosely worded brief that confuses the creative experts and leaves them wondering what the client really wants and needs.

To communicate effectively with the intended audiences, the communication team needs to design messages that are (1) on strategy, (2) relevant, (3) attention-getting, (4) memorable, and (5) motivational. The message brief in this chapter presents a way to summarize for the creative experts what we know about the health issue and the communication needs of the audience. The message brief also outlines the key fact that will lead to the desired behavior change and the promise or benefit for the intended audience that ideally will motivate it to adopt the change. Communication team members then define the support for the promise and develop a statement of the ultimate and lasting impression that the audience will take away from the message.



Finally, the communication team describes the perception that the intended audience associates with the user of the product, service, or behavior. The desired output from this chapter is a simple, brief document that completely describes what the message needs to accomplish.

### **Message Design**

Message design cuts across all communication channels, such as IPC, community-based activities, and mass media. The more the messages reinforce each other across channels, the higher is the probability of effective impact. Strategic health communicators craft key message points that are consistent and relevant for all channels and tools. This consistency and relevance contribute to the overall effectiveness of the communication strategy by ensuring that, for example, the service provider, the community mobilizer, and the actor featured in a radio announcement all reinforce the same key message points. This approach does not mean that planners create only one message for all these venues. It does mean that they identify the key points that are to be made in every message that is communicated to the audience, no matter which channel or tool is used.

### **Message Brief Outline**

There are many variations of the message brief tool. They are all designed to generate creative concepts and messages. In the field of commercial advertising, the “creative brief” is used for this purpose. In the context of this book, the message brief is suggested as a useful means of gaining insight into the audience, which is one of the keys to designing messages that will resonate with audiences. Completing the message brief outline will provide you and your team with a simple document that describes what the message should say and do.

The message brief has two principal parts: a strategy component and a message development component. For the sake of completeness, the entire outline is presented here, even though worksheet 5.1, “Strategic Component,” was completed by following the steps in chapters 1 through 4.

To focus on the message development component, complete the steps in worksheet 5.2.

## Worksheet 5.1: The Message Brief Outline-Strategic Component

Instructions: Summarize from the work already completed.

### Example: FriendlyCare-A Network of FP Clinics in the Philippines (FriendlyCare Communication Plan...2000)

<p>1. <b>The statement of purpose</b> from chapter 1: What do these messages need to accomplish?</p>	<p>The purpose is to introduce the FriendlyCare brand and to generate awareness of and traffic to the clinics.</p>
<p>2. <b>The audience description</b> from chapter 2: Who is the intended audience? Refer to the “painting the portrait” exercise in chapter 2 to understand the desires, wants, and hopes of the audience.</p>	<p>The audience consists of couples in union with unmet need for FP, couples using traditional methods, and women ages 15–45. Younger women are more open to FP. They want to prevent and delay pregnancies in order to improve relations with their husbands and to feel better about themselves but are not sure whether a suitable FP method exists. They have concerns about possible side effects. They want methods that are sure, safe, and easy to adopt. The couples are “C” and “D” class consumers, so they can pay for services that are moderately priced.</p>
<p>3. <b>The objectives</b> from chapter 3: What is the desired behavior change?</p>	<p><b>Objective 1.</b> To recognize the FriendlyCare brand as a leading private sector agency offering quality and affordable FP/family health services.</p> <p><b>Objective 2.</b> To reach 70 percent of the “C” and “D” class population and to increase the proportion of FP services delivered as compared to family health.</p>
<p>4. <b>Long-term identity and positioning</b> from chapter 4.</p>	<p>FriendlyCare is a friendly, quality-driven place that is my partner in FP and in caring for my family.</p>



## Worksheet 5.1: The Message Brief Outline-Strategic Component

Instructions: Summarize from the work already completed.



1. <b>The statement of purpose</b> from chapter 1: What do these messages need to accomplish?	
2. <b>The audience description</b> from chapter 2: Who is the intended audience? Refer to the “painting the portrait” exercise in chapter 2 to understand the desires, wants, and hopes of the audience.	
3. <b>The objectives</b> from chapter 3: What is the desired behavior change?	
4. <b>Long-term identity and positioning</b> from chapter 4.	



# Steps to Completing Worksheet 5.2

## Step 1 Identifying the Key Fact

step 1 of 7  
The Message Brief

5

You and your team will likely identify a central theme for the communication strategy. In keeping with this broad theme, you will complete a message brief for each component of the strategy and will ensure that all of the messages reinforce one another. The following step, “Identifying the Key Fact,” is critical to developing a well-crafted message brief for a particular strategy component.

Strategic communicators look for the key factor or the single most important fact in a health problem or situation that, if addressed in the communication effort, will most likely lead to the desired behavior change. The key fact may be an obstacle or an opportunity. Selection of the single most important fact is key because a message is only effective if it addresses a single problem. The process of selecting the key fact forces the strategist to look for the relevance and importance that will make the message stand out.

From the information gathered in the analysis of the situation, you and your team need to identify the key fact. It crystallizes what you know about the problem and the opportunities for solving the problem. As planning progresses, you can expect to observe a number of facts that might shape the creative work. The key fact can suggest the need to:

- Eliminate a problem that the audience has with the product or idea.
- Correct an erroneous or incomplete perception that the audience may have.
- Reinforce or extend a benefit that the program delivers.
- Strengthen the reason for greater use of the product or an unexpected way to use the product or service.
- Fill a void.

### Examples of Key Facts

- People of lower socioeconomic status in the Philippines believe in FP but perceive that they have nowhere to go for advice.
- Men in Tanzania do not know the advantages of using condoms. In addition, condoms are known to diminish sexual pleasure. Therefore, condom use in Tanzania is low.
- Although there is high interest in learning more about HIV/AIDS in Lagos, Nigeria, young men and women do not feel at risk and do not fully understand the implications of their high-risk behavior.



## Step 2 Identifying the Promise



### Examples of Promise Statements

- A successful campaign for Nike athletic shoes used the tag line “Just do it” (Advertising theme lines...2002). The tag line appeared on television and in print but was never used with a voice-over. Nike’s strategy was to let viewers interpret the message themselves, while showing diverse women and men leading active lifestyles. A lifestyle in which the audience could realize their goals was the promise; the Nike shoes served as a support for the promise.
- In the FriendlyCare project, the promise tells the consumer that at FriendlyCare, he or she is going to find a friend and a partner who is an expert in planning and caring for his or her family.
- A cancer prevention program wanted to increase the number of consumers (Lefebvre et al., 1995) who eat at least five servings of fruits and vegetables per day. Promise statements that were relevant and motivational to the intended audience were identified, including “Eating five servings of fruits and vegetables a day will keep me young,” “Serving more fruits and vegetables will make me a better parent,” and “Eating more fruits and vegetables will help me lose weight.” A traditional public health approach might have promised consumers that by adopting the 5-A-Day behavior they would reduce their risk of cancer, but pretesting showed these other promise statements to be more persuasive and relevant.

Step 2 is to identify the promise or benefit to the members of the intended audience that will motivate them to change their behavior. (See behavior change objectives defined in chapter 3.) The purpose of this step is to select a promise that is most persuasive to the primary audience. The promise is a clear benefit that the audience will understand after receiving the message. The promise should serve to differentiate the message from communication about other products, services, or behavior. It should convey a benefit like “happy, strong adolescents” or “your babies will live longer and healthier and will be stronger” and not a product attribute like “a modern, hormonal method of contraception.” An attribute should be used only when it communicates and supports the consumer benefit.

Put another way, the promise is the specific audience benefit that the health communicator wants the audience to associate most readily with the objective or proposed behavior change. For example, the promise of feeling secure and protected from contracting HIV or other STDs by using a condom is a clear benefit to the audience of adopting a particular behavior. The promise is a consumer-end benefit whose appeal is usually based on emotion and is consistent with the attributes of the product, service, and/or behavior. Although a product, service, or behavior may deliver more than one benefit, it is important to highlight a single benefit. Expecting the audience to associate the promise with more than one benefit may confuse the audience and may reduce the impact of the message.

A promise need not be tied directly to a product, service, or behavior. In many cases, enduring promises have the feeling that the product, service, or behavior is for a certain kind of person or a certain kind of experience. This approach is particularly relevant when competing products, services, or behaviors are perceived to be similar in nature.

Finding the promise that will resonate with the audience is one of the most challenging tasks in developing a communication strategy because it relies on having a clear understanding of the intended audience. Identifying the promise may

require additional formative research beyond what was undertaken in the analysis of the situation. Many different methods to uncover this information exist. For different ways of gaining insightful information on determining benefits, it is best to work with a research firm with experience in communication.

### Step 3 Defining the Support

step 3 of 7  
The Message Brief

Step 3 is to define the supporting statements that summarize why the audience should believe the promise. The support statements are based on research findings that have been analyzed to understand what will make the message credible to the audience. The reasons for the audience to believe the message may be factual or emotional. In the message brief, the support statements summarize why the promise is beneficial to the audience **and** why the promise outweighs any obstacles to using the product or service or any barriers to adopting the behavior.

### Step 4 Describing the Competition for the Message

step 4 of 7  
The Message Brief

Even if the audience understands, relates to, and is motivated by the message, there may be other factors that limit the audience's ability to adopt the proposed behavior. For example, social norms that limit a woman's ability to use FP methods may inhibit her desire to go to a clinic and determine which method would be best for her. In many countries, HIV/AIDS is still considered a social taboo, and many at-risk individuals are intimidated from seeking testing, counseling, or treatment because they are afraid of the consequences in their communities.

Most people behave the way that they do because they derive a benefit from that behavior. In the case of the woman in the FP example above, the benefit to her of not going to the clinic may be good relations with her husband and extended family members. For those who do not seek HIV/AIDS testing, counseling, or

#### Examples of Support Statements:

**Factual:** Condoms prevent the transmission of disease 99.9 percent of the time. All doctors recommend their use.

**Emotional:** By using condoms, you'll be less fearful of contracting a disease that will make you sterile, reduce your quality of life, or even kill you.

**Both:** In Egypt, the Clinical Services Project (CSI) Project promoted its FP services as, "Distinguished Service at an Affordable Price." The factual support points were that the clinics had modern equipment and were affordable, accessible, clean, and comfortable. The emotional support point was that the clinics were recommended by clients who had experienced their services.



5

treatment, the benefit may be the protection of the individual's status and reputation within the community. It is critical to understand the reasons behind the competition when crafting new messages.

Competition for the message also exists in the more traditional sense, where a consumer has a choice of where to go to obtain health services or where to purchase health products. For organizations that are promoting their own clinics or brands of products, for example, the audience will evaluate the communication message in relation to other alternatives available to them. Often the challenge in analyzing the competition is to translate a relative advantage into an absolute advantage.

This notion of competition links back to the positioning statement developed in chapter 4, "Strategic Approach." Remember that an effective position must differentiate itself from the competition. A positioning statement helps to communicate to the audience a unique appealing difference designed to give the product or service an edge over the competition.

Chapter 4 also notes that positioning creates the memorable cue for the audience to know why it should adopt a specific behavior. This idea is also contained in step 3 of chapter 5, "Define the Support." Remember that the support statement should state why the message promise will benefit the audience **and** why it will outweigh obstacles to using the product or service or to adopting the behavior.

You will encounter a number of places in the strategic design process where the concept of competition comes into play. You and your team need to be consistent in how you articulate what the competition is and why the audience should act on your message as compared to other messages.

## Step 5 Developing the Statement of the Ultimate and Lasting Impression That the Audience Will Have After Hearing or Seeing the Message

The ultimate and lasting impression of the message is what people retain after seeing it or hearing it, that is, the full range of thoughts, feelings, and attitudes about the product, service, or behavior proposed in the message. In other words, it is the “take-away” of the message, including its call to action.

The overall impression is not a slogan but the belief and feeling that the audience should get from the communication. The take-away message may be explicit or implicit and may be communicated verbally or nonverbally. You should strive for a multifaceted but single-minded impression that will contribute to creating a powerful message brief. Such a message will communicate the identity of the strategy, paint a picture in the audience’s mind, and help to build a long-term identity for the product, service, or behavior.

### Example

**Promise statement:** FriendlyCare is my partner and friend in planning and caring for my family.

**Overall impression statement:** FriendlyCare clinics can provide me and my family with high-quality, affordable, caring services like those that I would expect to get at much more expensive facilities.



## Step 6 Describing the Desired User Profile



### Example

In Nigeria, a campaign to promote an HIV/AIDS hotline used the mass media to communicate with young men and women, ages 15–24, living in the Lagos metropolitan area (Nigeria HIV/AIDS Creative Brief, 2001). The campaign's objective was to have young adults discuss HIV/AIDS openly and knowledgeably. The HIV/AIDS hotline was intended to inform the audience about this topic.

Based on research, the strategy team decided that the desired user profile was young men and women who were “in the know” or knowledgeable about HIV/AIDS. The communication messages and materials reinforced this desired user profile by showing characters who were confident and respected by their peers and were communicated by dialogue as well as body language in the communication materials.

You and your team need to identify the important personality characteristics that the audience associates with the use of the product or service or with the change in behavior. Every message makes a statement about the kind of people that the audience perceives as using the product or service or performing the behavior.

You, the strategist, must think like the audience and ask:

- What is the profile of someone who would use the product or service or who would adopt the behavior?
- Do others want to emulate these users?
- What is it about the users that makes others aspire to be like them?
- Are these users perceived as smart, concerned for their families, modern, and responsible?

## Step 7 Identifying the Key Message Points

Now you are ready, based on steps 1 through 6, to identify the key message points that will be included in all communication delivered by the partners who will implement the strategy. The key message points will be delivered in different ways based upon the work that the advertising agency or other communication experts develop. A message point can be a core theme, such as the “Life Choices” (Campaign materials...2001) concept in Ghana. A message point can also be used specifically as an advertising slogan or as a counseling message or can be built into community-based activities.

All messages, regardless of how they are delivered or by whom, should consistently contain the same core information. Medical staff in clinics, counselors, pharmacy staff, field workers, and any other partners in the communication effort should reinforce the key message points.



**TIP: Follow the seven C’s of effective communication** (Williams, 1992) **when developing messages:**

1. **Command attention.**
2. **Cater to the heart and head.**
3. **Clarify the message.**
4. **Communicate a benefit.**
5. **Create trust.**
6. **Convey a consistent message.**
7. **Call for action.**

### Example

In Ghana, the key message point of the “Life Choices” campaign was that FP is a means to achieving your goals in life. The campaign highlighted the relationships among decisions couples make about when to use FP, which methods to use, how many children they want, how far apart the children will be spaced, and how these decisions affect the life goals that these couples have set for themselves.

A wide variety of channels and tools was used to communicate the “Life Choices” messages. All of these channels and tools built upon the same key message points and reinforced one another. At the community level, for example, meetings were held at which satisfied users of FP discussed how their reproductive health decisions have allowed them to pursue various goals in life. A PR plan provided trained spokespersons who appeared on television and radio to discuss how FP has helped them achieve their goals. Service providers were trained to reinforce the notion of life choices with their clients. These service providers understood that they were not merely providing FP services but were key actors in enabling clients to reach their life goals.



5

## Example 5.2: Sample Message Brief Worksheet

### Example: FriendlyCare—Summary of Message Brief Outline— Message Development Components



1. <b>The key issue or fact</b> that we want our messages to address	Filipino families want access to high-quality FP services at an affordable price but do not know where to go.
2. <b>The promise</b> , or the single most important benefit that we want our messages to deliver	FriendlyCare is your partner and friend in planning and caring for your family.
3. <b>The support</b> , or the reasons to believe the promise	FriendlyCare offers a full range of services, from FP to general family health, at affordable prices and in a friendly, caring, compassionate environment.
4. <b>The competition for the message</b>	<p>From the FP perspective, FriendlyCare faces the competition of conservative organized social groups that, because of religious or ideological reasons, oppose FP. These groups are vocal and powerful. They exert pressure on the Government, the media, and many institutions to disapprove of FP.</p> <p>For family health, FriendlyCare faces competition from other networks of private clinics that offer similar services.</p>
5. <b>The statement of the ultimate and lasting impression</b> that the audience ideally will have after hearing or seeing the message	FriendlyCare clinics provide me and my family with affordable, caring FP and family health services.
6. <b>The desired user profile</b> —how the intended audience perceives someone who uses the product or service being promoted	A family who uses FriendlyCare services is healthy, progressive, and modern. Family members care about each other and plan their future. They are in tune with modern methods of FP. Even though they are on a limited budget, they want doctors to care and be concerned about their health. They also want to go to facilities that make them feel good and that appreciate their business.
7. <b>The key message points</b> that will be included in all communication delivered by the partners* implementing the strategy	<ul style="list-style-type: none"> <li>■ FriendlyCare helps you achieve your goals.</li> <li>■ When it comes to FP, FriendlyCare is the expert.</li> <li>■ FriendlyCare staff are approachable.</li> <li>■ FriendlyCare services are affordable.</li> <li>■ The whole family gets checkups at FriendlyCare.</li> </ul> <p>This message is presented in a consistent way in all means by which FriendlyCare addresses its audience (e.g., through mass media, at the clinics, in the PR events).</p>

\* Medical staff, counselors, pharmacy staff, community-based partners, advertising agency, etc.



## Example 5.2: Summary Message Brief Worksheet

### Example: Uganda



1. <b>The key issue or fact</b> that we want our messages to address	Approximately 30 percent of men and women do not want to have any more children, yet they are not using TL, vasectomy, or Norplant. Many are not using any modern FP method. A lack of knowledge and limited access to services are key problems.
2. <b>The promise</b> , or the single most important benefit that we want our messages to deliver	One procedure protects you from pregnancy for up to 5 years (Norplant) or a lifetime (vasectomy and TL).
3. <b>The support</b> , or the reasons to believe the promise	<ul style="list-style-type: none"> <li>■ Testimonies of satisfied users</li> <li>■ Endorsements of medical experts</li> <li>■ Explanations of how the three methods work</li> </ul>
4. <b>The competition for the message</b>	Statements by cultural leaders encouraging couples to have larger families are the competition.
5. <b>The statement of the ultimate and lasting impression</b> that the audience ideally will have after hearing or seeing the message	<ul style="list-style-type: none"> <li>■ "These three methods are safe and reliable ways for me to meet my reproductive goals."</li> <li>■ "I am going to discuss these methods with my spouse."</li> <li>■ "I am going to use Norplant, TL, or vasectomy."</li> </ul>
6. <b>The desired user profile</b> —how the intended audience perceives someone who uses the product or service being promoted	<ul style="list-style-type: none"> <li>■ Happy, satisfied, sexually competent, healthy</li> </ul>
7. <b>The key message points</b> that will be included in all communication delivered by the partners* implementing the strategy	<ul style="list-style-type: none"> <li>■ The methods are safe.</li> <li>■ These methods are less expensive than others over the long run.</li> <li>■ Locations and times when services are available.</li> <li>■ Description of Norplant, TL, or vasectomy procedures.</li> <li>■ Counteract most common misconceptions about each method (e.g., Norplant does not weaken a woman's arm or move to other parts of the body; TL does not make a woman fat or weak; vasectomy is not the same as castration.)</li> </ul>

\* Medical staff, counselors, pharmacy staff, community-based partners, advertising agency, etc.

## Worksheet 5.2: Summary Message Brief



1. <b>The key issue or fact</b> that we want our messages to address	
2. <b>The promise</b> , or the single most important benefit that we want our messages to deliver	
3. <b>The support</b> , or the reasons to believe the promise	
4. <b>The competition for the message</b>	
5. <b>The statement of the ultimate and lasting impression</b> that the audience ideally will have after hearing or seeing the message	
6. <b>The desired user profile</b> —how the intended audience perceives someone who uses the product or service being promoted	
7. <b>The key message points</b> that will be included in all communication delivered by the partners* implementing the strategy	

\* Medical staff, counselors, pharmacy staff, community-based partners, advertising agency, etc.

## Next Steps

The message brief helps you and your team to develop messages that are on strategy, relevant, attention-getting, memorable, and motivational. The content of the message brief is consistent with the information gathered in the analysis of the situation, audience segmentation, behavior change objectives, and strategic approach phases of the strategy design process. If you find the process of developing the message brief confusing or problematic, your strategic approach may need to be revisited.

The key message points identified as a result of the message brief consist of the essential themes that should be included through all communication channels used by any of the strategy partners. Once you have completed the steps outlined in chapter 5, you are ready to study chapter 6, where you will analyze and select the communication channels and tools that will help you deliver the key message points.

# References

*Advertising themelines and advertising materials* (2002). (pp. 158). Portland, Oregon: Wieden & Kennedy Advertising.

*Campaign materials for Life Choices Family Planning program* (2001). Accra, Ghana: Lintas Advertising designed for JHU/CCP and Ghana Social Marketing Foundation.

*Friendly Care Communication Plan (unpublished)* (2000). Manila: Friendly Care Marketing Division.

Lefebvre, R. C., Doner, L., Johnston, C., Loughrey, K., Balch, G., & Sutton, S. M. (1995). Use of database marketing and consumer-based health communication in message design: An example from the Office of Cancer Communications' "5 A Day for Better Health" program. In E. Maibach & R. Parrott (Eds.), *Designing health messages: Approaches from communication theory and public health practice* (pp. 158). Newbury Park, CA: Sage Publications.

*Nigeria HIV/AIDS Creative Brief (unpublished)* (2001). Lagos: Johns Hopkins School of Public Health, Center for Communication Programs.

Williams, J. R. (1992). *The Seven C's of Effective Communication*. Baltimore, MD: JHU/CCP presentation materials.

# Chapter 6

## Channels and Tools

**By the end of this chapter, the reader will be able to identify channels and tools for communicating the message by:**

**Step 1: Choosing the Channels That Are the Most Likely To Reach the Intended Audience:**

- Evaluate the best strategic approach for the channel mix.
- Evaluate each channel's capacity to reach the audience in the most cost-efficient manner.
- Select a lead channel and supporting channels, with a rationale for each.

**Step 2: Determining Tools**

**Step 3: Integrating Messages, Channels, and Tools**

# Overview

An illustration of two hands, one at the top and one at the bottom, holding a large, light blue scroll. The word 'Overview' is written in a blue, serif font across the top of the scroll. The hands are rendered in a light blue, semi-transparent style. The scroll is a thick, light blue band that curves from the top left to the bottom right.

Your friend the architect, of course, does not actually build the school. He chooses a general contractor and, through him, subcontractors to do the job. For the architect, these skilled technicians serve as channels for him to achieve his objectives. In turn, these technicians use the tools of their trades to build the school: the carpenter uses his saws, hammer, and nails; the electrician strings wires and connects them to the main source of electricity and to outlets; the plumber uses his wrench to install and connect pipes.

Similarly, you will use channels and tools to reach your intended audiences, and this chapter shows you how to choose the tools and how to integrate them.

You will spend the bulk of your communication budget on creating materials and placing them in the most suitable channels and on using the most appropriate tools for communicating to audiences. This chapter will help you select the communication channels and tools that are most likely to move the strategic approach forward in the most cost-efficient manner.

In chapter 1, you listed the available communication channels and the audiences best reached by these channels (worksheet 1.3a). In subsequent chapters, you identified the primary and secondary audiences, set behavior change objectives, determined the overarching strategic approach, and developed key message points. Now it's time to put these pieces together by matching audience profiles with the channels of communication.

## Step 1

### Choosing the Channels That Are the Most Likely To Reach the Intended Audience

step 1 of 3  
Channels and Tools

6

Before you can decide what materials to produce, you must first decide what communication channels will best reach the intended audience. Health communicators have defined communication channels as modes of transmission that enable messages to be exchanged between “senders” and “receivers.”

The various types of communication channels are:

- **Interpersonal Channels**, which include one-to-one communication, such as provider to client, spouse to spouse, or peer to peer.
- **Community-Based Channels**, which reach a community (a group of people within a distinct geographic area, such as a village or neighborhood, or a group based on common interests or characteristics, such as ethnicity or occupational status). Forms of community communication are:
  - Community-based media, such as local newspapers, local radio stations, bulletin boards, and posters.
  - Community-based activities, such as health fairs, folk dramas, concerts, rallies, and parades.
  - Community mobilization, a participatory process of communities identifying and taking action on shared concerns.

- **Mass Media Channels**, which reach a large audience in a short period of time and include:

- Television
- Radio
- Newspapers
- Magazines
- Outdoor/Transit Advertising
- Direct Mail
- The Internet

**Table 6.1: Communication Channels**

Channel	Audiences Reached	Advantages	Disadvantages
<b>Interpersonal Channels</b>			
Provider to client, spouse to spouse, peer to peer	Individuals	May be the most credible source because it is face-to-face communication. Most participatory. Highly effective.	Is difficult to control messages. Requires expert training by a communicator. Is costly to scale up. Takes a long time to build reach.
<b>Community Channels</b>			
Community media (Community newspapers, local radio)	Men, women, children	Participatory. May be more credible than mass media because it is localized. Low cost.	Costly to scale up. Low reach beyond the immediate community. Low frequency. One-way communication.
Community Activities (Folk drama, group meetings, rallies, community advocacy or mobilization)	Audience segments	Participatory. May have more credibility than mass or community media because they engage the audience. Stimulates institutionalization of community structures. Encourages sustainability of effort. Low cost.	Costly to scale up. Low reach. Low frequency.



Channel	Audiences Reached	Advantages	Disadvantages
<b>Mass Media Channels</b>			
Television	Households, families (men, women, adolescents, children)	Comes into homes-can spur family discussion. Reaches a large percentage of the intended audience. Delivers the maximum impact (sight, sound, motion). Cost-efficient.	Expensive production costs. Initially more urban than rural. May be too costly at certain times of the year. Prime time may be prohibitive; other time slots may not reach many audience members.
Radio	Individuals, families, adolescents	Used as a personal medium in many countries. Delivers frequency. May be used to build reach. Reinforces TV messages. Can be highly creative. Less expensive than TV. Can send messages in the local language.	Fragmented. Costly to build reach when there are many different stations covering one area. No visuals. Not always easy to buy in all parts of a country.
Magazines	Men, women, youth	Segmented to reach different audiences by lifestyle, demographics, and attitudes. Reproduction value/color. Pass-along readership. Prestigious.	Long lead time. Low frequency. For literates only. More upscale.
Newspapers	Well-educated men and women, policymakers	Mass medium. Timely. Message length. Influential. Flexible sizing.	For literates only. Reproduction quality. Poor photo reproduction. Short lifespan. May not be cost-efficient.
Outdoor/transit (Billboards, bus advertising)	Men and women	Good for identification or awareness building. High traffic areas. Very brief message. Reinforcement of other media messages.	Limited time of exposure. Limited message content. Is not very durable.

To start developing a channel strategy, write down opportunities (or openings) for sending your message during a typical day in the life of your audience. The example below, together with worksheet 6.1, identifies the various opportunities for exposure.

### Example 6.1: A Typical Day in the Life of the Intended Audience Worksheet

Instructions: Fill out this chart to track a typical day in the life of the intended audience, which should include home, workplace, and leisure time activities. This information should be readily available through consumer-based research and by speaking with potential members of the audience. Indicate where opportunities exist for audience members to be exposed to communication channels.



Time of Day	Location, Activities	Communication Channel Opportunities
Early morning	Commuting to work by bus.	Opportunities could be billboards.
Midmorning	Office tea break.	Opportunities could be worksite activities.
Midday	Lunch at canteen in office compound.	Worksite activities, radio.
Early afternoon	In office.	
Late afternoon	Tea break in office.	
Early evening	Commuting home.	
Dinner	At home.	Radio, television.
Late evening	At home.	Radio, television, magazines.
Special events (List day, week, or month.)	Church gatherings, market days.	
Seasonal Opportunities (Harvest time, holiday season)	During holidays, I go back to my village by train.	

## Worksheet 6.1: A Typical Day in the Life of the Intended Audience

Instructions: Fill out this chart to track a typical day in the life of the intended audience, which should include home, workplace, and leisure time activities. This information should be readily available through consumer-based research and by speaking with potential members of the audience. Indicate where opportunities exist for audience members to be exposed to communication channels.

Time of Day	Location, Activities	Communication Channel Opportunities
Early morning		
Midmorning		
Midday		
Early afternoon		
Late afternoon		
Early evening		
Dinner		
Late evening		
Special events (List day, week, or month.)		
Seasonal Opportunities (Harvest time, holiday season)		



Compare the above worksheet with worksheet 1.3a developed in chapter 1 that listed available communication channels. Are there matches between the list of available channels and the typical day? If so, you should concentrate on these channels. Circle the channels that you might use.



### Definitions

**These definitions may be helpful, especially when working with advertising agencies.**

**Reach:** The number or percentage of members of a defined audience segment that will be exposed to a message at least once. Reach helps to build momentum quickly.

**Frequency:** The average number of times that one person is exposed to a message. Frequency helps ensure message penetration.

**Gross Rating Points:** In broadcast media, the combination of reach and frequency is measured as Gross Rating Points. Ratings are the percentage of a specified audience segment that is viewing or listening to a particular program at a specific time. The accumulation of ratings (based on the number of television or radio spots bought in these time periods) equals total Gross Rating Points. The percentage of reach multiplied by average frequency also gives total Gross Ratings Points. “Gross Impressions” is the term used when this is given in actual numbers instead of percentage points.



**TIP:** *If you are not sure whether rating surveys are available in your country, check with an advertising agency. If surveys are not available, consider collaborating with other organizations to fund a survey.*

## Evaluate the Best Strategic Approach for the Channel Mix

Your next decision is to decide the focus of the channel mix. What is the best way to reach the intended audience, based on the objectives in chapter 3? Should you focus on building reach, building frequency, or maximizing both?

### Build Reach Quickly

Do you want to reach as many different people in the audience segment as quickly as possible? If so, the channel mix will be based on reach. This approach means that the lead channels selected are ones that can reach a large number of people in a short period of time. In some countries, television is considered such a medium. In other countries, it is radio. Community events can reach a large number of people within a community, but the frequency of message exposure is limited to the timeframe of the event and to the number of events planned for a community.

### Emphasize Frequency

Should the channel mix be one that steadily conveys a message to build recall over a long period of time? If so, emphasize frequency, and use a medium that may not reach as many people quickly but is affordable enough to repeat messages regularly over an extended period of time. Radio in many countries is a good example of a channel that helps to build frequency. Radio advertising is relatively inexpensive, and radio spots can be repeated over and over during a campaign. IPC at a health clinic is a way to build frequency by ensuring that different levels of health providers reinforce the messages and by repeating the messages at each provider visit.

### Combine Reach and Frequency

To build reach, but not at the expense of minimizing frequency, consider using an equal combination of these approaches. You will reach a large number of people on an ongoing basis. In some counties, a combination of television, radio, community events, and IPC is a way to build both reach and frequency at the same time.

## Evaluate Each Channel's Capacity To Reach the Audience in the Most Cost-Efficient Manner

A good channel mix balances a variety of factors, such as the size of the audience reached and the cost of reaching this audience. To compare each channel on a cost-efficiency basis, divide the cost of placing the message by the audience reached.

### Example 6.2: Evaluating Each Communication Channel Worksheet

Instructions: Fill in the type of channel, the audience reached, and the estimated cost in the first three columns. In column 4, estimate the cost per thousand. In column 5, rate the channel's credibility. Check the boxes that offer both efficiency and credibility.

#### Example: Nicaragua<sup>1</sup>

1	2	3	4	5	6
Channel	Audience Reached (000) in a Typical Week	Cost USD (Typical Week)	Cost per Thousand (Divide Cost by Thousand Audience Reached)	Opportunity Rating (1-5) (5-Most Credible; 1-Least Credible)	(Check the Channels That Offer Efficiency and Credibility)
Television	2,195	\$72,00	3.28	4	X
Radio	1,701	\$2,821	1.66	4	X
Newspapers	126	\$1,370	10.83		
Billboards	NA	NA	NA		
Community Media	100	\$250	2.50	4	X
Community Event	2400	US \$3,200	US\$0.75 per person	4	
Group Meetings	240	US\$1,263	US\$5.26 per person	2	
IPC Materials	500 people a week (300 community agents and 12 clinics)	\$.28	Less than one cent per person	5	X

<sup>1</sup>Typical week for "Juntos" campaign-data and costs estimated July 2002

#### Example

The cost of a television spot is divided by the audience reached (in thousands) using the latest television program ratings data. The result will give you a cost-per-thousand to use for comparison purposes.

If a television program reaches 400,000 women ages 18–35 and if the cost of a television spot on the program is \$500, the cost per thousand is \$1.25.

You can do the same calculation for a magazine ad. Divide the cost of a page in a magazine by readership (in thousands) to obtain a cost per thousand. Cost-per-thousand comparisons are used to compare one television station with another, to compare one medium with another, and to compare one communication channel with another. Mass media will clearly reach more people more often in a less costly way on a cost-per-thousand basis. Conducting such an evaluation helps justify the use of different channels.



## Worksheet 6.2: Evaluating Each Communication Channel

Instructions: Fill in the type of channel, the audience reached, and the estimated cost in the first three columns. In column 4, estimate the cost per thousand. In column 5, rate the channel's credibility. Check the boxes that offer both efficiency and credibility.



1	2	3	4	5	6
Channel	Audience Reached (000) in a Typical Week	Cost (Typical Week)	Cost per Thousand (Divide Cost by Thousand Audience Reached)	Opportunity Rating (1-5) (5- Most Credible; 1- Least Credible)	(Check the Channels That Offer Efficiency and Credibility)
Television					
Radio					
Newspapers					
Billboards					
Community Media					
Community Event					
Group Meetings					
IPC Materials					

## The Multichannel Approach

Research has demonstrated that a multichannel approach has a better chance of changing behavior than a single channel approach (Piotrow, Kincaid, Rimon, & Rinehart, 1997). In addition, a multichannel approach, especially an approach that uses mass media, can achieve objectives more quickly. Using several channels enables you to reach more people and to reach people in different environments with more frequency. The combination of multiple channels also offers a synergy to the campaign and gives it more impact. It is important for the primary audience as well as for other secondary and influencing audiences, who will most likely be exposed to these same messages. This exposure will, in turn, help to reinforce in them the necessity of supporting the campaign.

## Achieve a Seamless Channel Mix

The ideal multiple channel mix is one that reaches a large proportion of the audience segment efficiently. Messages delivered through these channels must be consistent and reinforce each other. This means, for example, that messages on television are consistent with messages delivered at health clinics.

The strategist should understand how the audience responds to each channel, so that the message is seamless. For example, when adolescents are at a village concert sponsored by a social marketing company, the messages that they are exposed to are reinforced with materials they receive through peer counselors and ones they hear on the radio.

### Example

In Kenya, an FP campaign called Haki Yako used radio, community mobilization, and IPC, with radio being the lead channel. The conclusion in the Information, Education, and Communication (IEC) Field Report (December 1996) was that “using several communication channels . . . reached three-fourths of the adult population of Kenya. In fact, the overlapping coverage of various media increased the level of exposure and had a reinforcing effect on those exposed.” (Kim, Lettenmaier, & et al., 1996)

### Example

In the United States, the Department of Agriculture (USDA) School Meals Initiative for Healthy Children is a comprehensive plan that aims to ensure that children eat healthy meals at school. USDA established Team Nutrition as a way to ensure that schools are able to provide healthy meals to children and to motivate them to eat more healthful foods. The goals of Team Nutrition include eating less fat, eating more fruits, vegetables, and grains, as well as eating a variety of foods. A nutrition education program was delivered through the media, in schools, and at home, to build skills and motivate children to make healthful choices. The program was evaluated to determine the impact of multiple channels, and evaluation showed that the degree of behavior change was directly related to the number of channels that students reported being exposed to (Lefebvre, Olander, & Levine, 1999).





### Example

In Bangladesh, the lead channel was “jiggasha,”\* a Bangla term used to signify a community social networking meeting, because this was the channel capable of reaching women of reproductive age at a place where they would be most receptive and responsive to the messages. “Jiggasha” was reinforced by radio broadcasts and print materials.

\* “A Bangla term, which means ‘to inquire,’ was selected by the Bangladeshi staff to represent the community network approach because it implies the active participation of village women in obtaining health and FP information, counseling, and supplies.” (Kincaid, 2000)

## Select a Lead Channel and Supporting Channels, With a Rationale for Each

You must determine which channel will be the lead channel and which ones will serve as supporting channels. Just as a locomotive pulls the other cars on a train, the lead channel will be the “engine” that pulls the other channels with it. Think about your worksheets as you answer the following questions:

- Which channel will reach the largest proportion of the intended audience?
- Which channel will fit the message brief most appropriately?
- Which channel will achieve the greatest impact?

Although a mass medium may reach more people, it may not always make sense to choose it as a lead channel.

Use the following worksheet to determine the lead channel and supporting channels. Write a rationale for each channel.



## Example 6.3: Summary of Communication Channels Selected Worksheet

### Example: Ghana's 'Life Choices'

In Ghana, a demand generation strategy for FP was designed to encourage the use of modern contraceptives among several audience segments: young sexually active unmarried adults, young married adults who wanted to space the number of children that they planned to have, and more mature married adults who wanted to limit the number of children that they had. Since the strategic approach was to associate FP with the ability to achieve life goals and since the messages were designed to focus on specific characters, television became the lead channel to help deliver the story of each character's life goal and subsequent FP choice.

My Lead Communication Channel Is:	Because...
1. Television	Television reaches a vast majority of all audience segments and has the dynamic of sight, sound, and motion to relate each character's story. Television enables each story to come to life.
Other Communication Channels Are:	Because...
2. Radio	Radio can support the story that is relayed in the television spots and also can reach audience segments unreached through television. It can also help to tell other stories using different characters in local languages.
3. Outdoor Billboards	Outdoor billboards can remind the audience of the characters being portrayed on television and can reinforce the simple tag line: "It's Your Life. It's Your Choice."
4. IPC Materials	Materials can reach those specifically interested in learning more about FP methods and can reinforce the "Life Choices" theme.
5. Community Outreach	Satisfied users will support the "Life Choices" theme through outreach events and seminars, will relate their "Life Choices" story, and at the same time will advocate for their FP method of choice.



## Example 6.3: Summary of Communication Channels Selected Worksheet

### Example: Uganda



My Lead Communication Channel Is:	Because...
1. Radio	Wide reach (73% of women and 87% of men in DISH districts, excluding Kasese, listened to the radio at least once a week, per the 1999 DISH Evaluation Survey)
Other Communication Channels Are:	Because...
2. Interpersonal—CHW to Couple	They are more influential.
3. Video	It can “show” procedures, internal anatomy, and satisfied users.
4. Print	It can reinforce IPC and can remind clients of information once they leave the clinic.

## Worksheet 6.3: Summary of Communication Channels Selected



My Lead Communication Channel Is:	Because...
Other Communication Channels Are:	Because...

## Step 2 Determining Tools

step 2 of 3  
Channels and Tools



Suppose you want to visit your relatives in another town. You have many ways of getting to the town. You can go by river and take a ferry or hire a small boat. You can go by rail and take the express train or the local train. You can go by road and take a taxi, take a bus, or drive your own car. The river, rail, and road serve as the route to get you from one place to the other—they serve as the channel. The ferry, small boat, train(s), taxi, bus, or car serve as the tools that you will take to access the channel. It is the same with communication channels and tools. For example, television and radio are mass media channels, while advertising and publicity are tools. Channels enable you to reach the audience, while tools are what you use on those channels.

Tools are the tactics used to send messages through the channels and include advertising, publicity, entertainment education, advocacy, community participation, provider training, events management, and private partnership development.

A communication strategy team has a bag of tools or a toolkit to choose from. The challenge is to choose the best combination of tools to follow the strategic approach and achieve the objectives.

Your team needs to understand how the tools work, what tools will work best to achieve objectives, and when to use them. Advocacy, for example, can help to establish an environment that supports a behavior before an audience is exposed to messages. A campaign of advocacy to religious leaders in Jordan paved the way for an adolescent reproductive health campaign. A mass media advertising and PR campaign can help dispose policymakers to support a policy change. In Romania, the launching of a nationwide multichannel campaign on women's health was the impetus for the MOH to move ahead with a program to ensure that providers of FP were being compensated for their work.

### Eight Tools of Strategic Communication: Definitions and Examples

1. **Advocacy:** a set of tools used to create a shift in public opinion and mobilize necessary resources and forces to support an issue, policy, or constituency.
2. **Advertising:** a set of tools to inform and persuade in a controlled setting through paid media, such as television, radio, billboards, newspapers, and magazines.
3. **Promotion:** a set of tools for providing added incentives to encourage the audience to think favorably about a desired behavior or to take some intermediate action that will lead toward practice of the desired behavior, such as coupons, free samples, contests, sweepstakes, and merchandising.
4. **IPC Enhancement:** a set of tools that can enhance personal interaction between clients and providers, including discussions within and outside the clinic. It includes not only training the information providers, but also enhancing the place where the communication takes place.
5. **Event Creation and Sponsorship:** developing and/or sponsoring events for the purpose of calling attention to and promoting a desired behavior, such as a news conference, celebrity appearance, grand opening, parade, concert, award presentation, research presentation, or sporting event.
6. **Community Participation:** a set of tools for helping a community to actively support and facilitate the adoption of a desired behavior.
7. **Publicity:** the use of nonpaid media communication to help build audience awareness and affect attitudes positively.
8. **Entertainment vehicles,** such as television or radio programs, folk dramas, songs, or games, provide entertainment combined with educational messages.

6



The major questions to ask are:

- What tools do we need to support the strategic approach?
- How will they be used?
- Why should these tools be used?
- How will these tools fit into the overall picture?
- How will these tools work together?

Other questions to ask are:

- Do our partners have the ability to manage these tools?
- Do we have the resources to finance these tools?

If advertising, for example, is a viable option, it is best to hire an advertising agency to handle materials development and media placement. (See “How To Select and Work With an Advertising Agency.”) For more on managing tools, see chapter 7.

**Table 6.2: Eight Tools: Advantages, Disadvantages, and Appropriate Uses**

Tools	Definition	Advantages	Disadvantages	Appropriate Uses
Advocacy	To create a shift in public opinion and mobilize necessary resources and forces to support an issue, policy, or constituency.	Builds support among policymakers.  Can build coalitions at grassroots level.  Creates a positive environment.  Counters opposition.	Limited in reach.  Requires very specific skills.  Requires a knowledge of system and contacts.  Can take a long time to see change.	To create or change legislation or policy in support of a health program.  To change the legal, social, or political environment related to health issues.  To avoid negative responses to a health program.
Advertising	To inform and motivate in a controlled setting through paid media (such as television, radio, billboards, newspapers, and magazines).	Ability to control message content, media placement, timing, and length of message.	Initially expensive, although cost-efficient in the long run.  Need to use an advertising agency.  Limited space.  Less credible.	National communication programs.  When message control is necessary.  When audiences have access to mass media.
Promotion	Provides added incentives to encourage the audience to think favorably about a desired behavior or to take some intermediate action that will lead toward practice of the desired behavior (such as coupons, free samples, contests, and sweepstakes).	High response rate.  Activates audience.  Produces action.	Action is immediate but usually short-term.  Can be expensive to produce and distribute.	When encouraging the trial of new behavior or introducing new product or service.  To stimulate use.

**Table 6.2: Eight Tools: Advantages, Disadvantages, and Appropriate Uses (continued)**

Tools	Definition	Advantages	Disadvantages	Appropriate Uses
IPC	<p>Enhances personal interaction between individuals.</p> <p>Includes discussions in and outside the clinic, training and managing counselors, including peer counselors, and enhancing the place where the communication takes place.</p>	<p>Reaches the audience at the individual level.</p> <p>Two-way communication.</p> <p>Reinforces behavior at provider setting.</p> <p>Builds provider or counselor and client relationships.</p> <p>Lends itself to effective feedback process.</p>	<p>If a provider or peer counselor fails to deliver on his/her promise, the audience may be discouraged from return visits.</p> <p>Materials have to be understandable, attractive, and accessible.</p> <p>Limited reach.</p> <p>Inconsistency from one situation to another.</p>	<p>For any provider/facility promotion.</p> <p>Any program where service provision exists.</p>
Events Promotion and Sponsorship	<p>Develops or sponsors events for the purpose of calling attention to and promoting a desired behavior (e.g., news conference, celebrity appearance, grand opening, parade, concert, award presentation, research presentation, or sporting event).</p>	<p>Generates publicity and goodwill.</p>	<p>Short-term; can be costly.</p> <p>Labor-intensive.</p> <p>Sponsors have to be pursued, receive a benefit, and be socially compatible with program.</p>	<p>During a campaign launch.</p> <p>Create awareness.</p> <p>Promote logo or slogan.</p> <p>Build a brand-client relationship.</p>

**Table 6.2: Eight Tools: Advantages, Disadvantages, and Appropriate Uses (continued)**

Tools	Definition	Advantages	Disadvantages	Appropriate Uses
Community Participation	To assist a community to participate and actively support and facilitate the adoption of a desired behavior.	<p>Involves and engages the community as a whole.</p> <p>Supports collective and individual behavior.</p> <p>Helps change community norms.</p>	<p>Time intensive.</p> <p>Takes a long time to scale up.</p> <p>Communities may not always be homogeneous.</p>	To develop sustained participation from the community as a whole.
Publicity	The use of nonpaid media communication to help build audience awareness and positively affect attitudes toward the desired practices.	<p>Provides an objective, more credible source.</p> <p>Generates awareness quickly.</p> <p>Inexpensive. Enhances advertising campaign.</p>	<p>Lack of control of message and media placement.</p> <p>Can take time to foster media relationships.</p>	<p>Introduces a new product or service.</p> <p>When there is something newsworthy about the subject.</p>
Entertainment	TV or radio programs, folk dramas, songs, and games that provide entertainment interspersed with educational messages.	<p>Audiences are very receptive.</p> <p>Program content can be engaging. Messages can be persuasive.</p>	<p>Can be costly to produce.</p> <p>Requires careful design.</p>	<p>Ties in with national advertising campaigns.</p> <p>Can be a strong focal point for a national strategy.</p> <p>Can mix different messages to promote integrated health.</p>

### **Examples of Channels and Tools**

Table 6.3 shows the relationship between channels and tools and some of the materials used for each category. For example, mass media as a channel is a way to transmit messages. However, messages can be conveyed through designing fully produced programs, paid advertising spots, or news items as a result of a publicity campaign. All of these tools are using the same channels of communication but require different skills and/or organizations (advertising agencies, PR firms, production companies) to help you implement them.



**Table 6.3: Relationship Between Channels and Tools**

Channels	Tools Used on the Channels	Materials/Activities
Interpersonal Communication (IPC)	Peer Counseling	Training, support materials
	Provider Counseling	Training, support materials
	Health Clinic Enhancement	Posters, pamphlets, videos used by client without personal interaction with provider
Community Channels	Community Participation	Group meetings, guides, rallies, advocacy activities, speaker kits, press kits
	Community Media	Community newspapers, local radio, hoardings, criers, miking
	Community Activities	Folk drama, road shows, health fairs
Mass Media TV, Radio, Newspapers, Magazines, Billboards, Transit	Advertising	Print advertisements, TV spots, radio spots, outdoor posters, transit cards
Mass Media TV, Radio, Newspapers, Magazines, Billboards, Transit	Publicity	Press releases, video releases, articles, radio press releases, press conferences, public service announcements, journalist training
Media, Community, Interpersonal	Advocacy	Kits containing pertinent facts and compelling stories to garner support for a policy, issue, or constituency; meetings; mailings
Media, Community, Interpersonal	Promotion	Coupons, free samples, contests, sweepstakes, either through media or at community and store level
Media, Community	Event Creation and Sponsorship	News conferences, celebrity appearances, grand openings, parades, concerts, award ceremonies, research presentation, sporting events
Media, Community	Entertainment Education Vehicles	TV programs, radio programs, folk dramas, songs, games

Review the example for worksheet 6.4, and then fill in the worksheet to select the tools that you will use.

## Example 6.4: Summary of Tools Selected Worksheet

### Example: Nigeria's Democracy and Governance Communication Strategy

A communication effort was developed with the objective of encouraging Nigerian citizens of voting age to become involved in civic affairs and especially to work within existing groups that may already belong to advocate for social change. A combination of tools was used to encourage Nigerians to get involved.



I Choose the Following Tools:	Because ...
Training local organizations to advocate for social change by partner NGOs.	To help organizations work with their local government and/or political officials to methodically and effectively convince them to affect the desired change.
PR activities	To get media coverage to help encourage local groups to act and to encourage individuals to work within groups.
Advertising campaign	To reach individuals through television, radio, and outdoor billboards and to show examples of successful local group advocacy efforts.
Community mobilization	To encourage local organizations to help their communities.
Events promotion	To stage contest for "local heroes"—individuals that convinced groups to advocate for change that results in successful changes.

## Example 6.4: Summary of Tools Selected Worksheet

### Example: Uganda



I Choose the Following Tools:	Because ...
Advertising	To inform audience about methods, availability, or services and to persuade audience to use them.
IPC enhancement	To improve the quality of information about these methods provided by health workers and to train a cadre of CHWs who can explain the methods to interested couples.
Entertainment vehicles	To show satisfied users, demonstrate how the procedures are done, demonstrate spousal discussions about the methods, and stimulate public discussion about these methods.

### Worksheet 6.4: Summary of Tools Selected

I Choose the Following Tools:	Because ...



## Step 3 Integrating Messages, Channels, and Tools



### Example: A Nutrition Campaign on Breastfeeding

The intended audience is young mothers and the key issue is to encourage exclusive breastfeeding for the first 6 months of a child's life. The strategic approach is to convince pregnant women during the antenatal period that they should exclusively breastfeed their newborn child. The message is based on the woman's desire to keep the baby healthy during infancy. Channels are IPC, community communication, and radio. Tools used are training providers to counsel pregnant women during antenatal visits, IPC materials to support counseling efforts and reinforce positive behavior at the provider site, group meetings at marketplaces on market days, and an entertainment education radio program that focuses on nutrition. All of the efforts mentioned are planned together, so that messages are consistent and reinforce each other, while the timing of all efforts falls within the same period for maximum impact.

The advantage of strategic communication is that the planning process allows you to see a whole picture of how to use messages, channels, and tools to maximize communication efforts, as described in the following example.



### Example: Integrating Channels and Tools

The Zambia Integrated Health Program (ZIHP) was designed to move forward the implementation of health reform in selected districts in the country. It focused on the needs of various audiences and offered specific integrated packages of health services to each audience. ZIHP COMM was designed to communicate to the four basic audiences: women, men, caretakers of children, and youth, and focused on four technical areas: malaria, HIV/AIDS, integrated reproductive health, and child health and nutrition. ZIHP COMM had three major objectives: to increase demand for population, health, and nutrition interventions; to change knowledge and attitudes about health behaviors; and to increase knowledge about when and where to go for services. Within ZIHP COMM, sets of interventions were developed that corresponded to different communication channels. The Better Health Campaign became the mass media application and included radio and television messages about health behaviors. The Neighborhood Health Committee package became the community partnership component that included training of CHWs and print materials to support their training and ongoing community work. A radio program provided distance education to support community partners. This became the glue for the whole community partnership package. It provided updates on the health interventions as well as the community mobilization techniques.

The interpersonal intervention package complemented the mass media and community intervention packages. The package included a set of clinic-based activities, including counseling kits, training materials, and other clinic support materials, such as posters, wall paintings, and leaflets. All of the elements of the interpersonal package contributed to enhancing the experience that clients and patients have at the clinic for any of the health-related areas: FP services, maternity services, child health care, reproductive tract infections, or other HIV-related services.

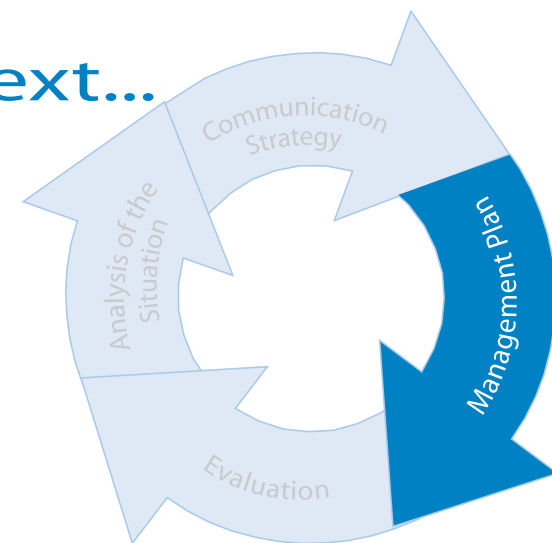
The Better Health Campaign, the Neighborhood Health Committee package, and the clinic package complement each other to ensure that all levels of the system receive appropriate materials with consistent messages from a credible source. Each package is flexible enough to accommodate changing program foci yet offers a consistency and a credibility that increases the level of impact.



### Next Steps

You are getting closer to developing an implementation plan. You have an overarching strategic approach, key message points, and now a channels and tools mix. The next step is to determine how to manage this strategy, that is, who will implement the strategy, who will collaborate, how this effort will be coordinated, what timeframe to use, and what financial resources you will need.

next...



# References

Greenberg, R. H., Williams, J. R., Yonkler, J. A., Saffitz, G. B., & Rimon II, J. G. (1996). *How to select and work with an advertising agency: Handbook for population and health communication programs*. Baltimore: Johns Hopkins School of Public Health, Center for Communication Programs.

Kim, Y. M., Lettenmaier, C., & et al. (1996). *Haki Yako: a client provider information, education and communication project in Kenya*. (Rep. No. 8). JHU/CCP: IEC Field Report.

Kincaid, D. L. (2000). Social Networks, Ideation, and Contraceptive Behavior in Bangladesh: a Longitudinal Analysis. *Social Science and Medicine*, 50, 215-231.

Lefebvre, R. C., Olander, C., & Levine, E. (1999). *The impact of multiple channel delivery of nutrition messages on student knowledge, motivation and behavior: results from the Team Nutrition Study, Innovations in Social Marketing Conference*. Montreal, Canada.

Piotrow, P. T., Kincaid, D. L., Rimon, J. G. I., & Rinehart, W. (1997). *Health Communication: Lessons from Family Planning and Reproductive Health*. Westport, CT: Praeger Publishers.

# Chapter 7

## Management Plan

**By the end of this chapter, the reader will understand the importance of management for strategic health communication and the elements of successful management by completing the following steps:**

- Step 1: Identifying the Lead Organization and Collaborating Partners**
- Step 2: Defining the Roles and Responsibilities of Each Partner**
- Step 3: Outlining How the Partners Will Work Together**
- Step 4: Developing a Timeline for Implementing the Strategy**
- Step 5: Developing a Budget**
- Step 6: Planning To Monitor Activities**

An illustration of two hands, one at the top and one at the bottom, holding a long, light blue scroll. The hands are rendered in a light blue, semi-transparent style. The scroll is the central focus, with the text placed on it. The word 'Overview' is written in a blue, serif font at the top of the scroll.

# Overview

The architect, the builder, and the subcontractors constitute the team that will build the school. Together, the architect and the builder manage the project: they draw up agreements for working together, determine a schedule, and prepare a budget. Specifically, they will determine how and when the team members—engineers, electricians, plumbers, painters, and decorators—will do their work. In addition, the architect and the builder specify how they will monitor progress and plan for solving problems and maintaining quality control.

Likewise, you will need to manage all the elements of your communication efforts, most importantly your coworkers and any collaborating agencies. This chapter will show you how to develop a management plan.



Successful management requires leadership, clearly defined roles and responsibilities, close coordination and teamwork between all the participants, and adherence to a timeline and budget. This chapter explains the strategic considerations inherent in each of these elements and discusses how to develop a management plan.

## Step 1 Identifying the Lead Organization and Collaborating Partners

step 1 of 6  
Management Plan

To distinguish the lead organization from collaborating partners, start by identifying the key functional areas and skills that need to be in place to carry out the strategy. Typically, these roles include management coordination, policy, research, advertising, media planning and placement, PR, community-based activities, training, monitoring, and evaluation. Some of these may not apply to the particular communication strategy at hand, and often functions not listed above may be relevant. Plan only for those roles that are appropriate to the situation.

### **The Lead Organization**

The group designated as the lead organization is often responsible for the overall coordination of the strategy design and implementation. Within this organization, one manager is typically designated as the contact person through whom all information should flow. The contact person often makes sure that all activities are on strategy, within budget, and on schedule and that all partners are involved and kept up-to-date. This organization will write the management plan, coordinate with other groups to implement the plan according to an agreed-upon timeline and budget, and keep the management plan on track. The lead organization is usually responsible for obtaining all necessary approvals for activities. It often serves as a focal point for issuing status reports and for alerting other groups to problems and issues that require attention. This organization should always have a clear, “big picture” notion about why various activities are taking place and how these activities interrelate. Also, this group should work collaboratively with other partners in establishing clear timelines that include decisionmaking approval points. The lead organization often helps build the capacity of the collaborating partners through the day-to-day work of implementing the communication strategy.

7

## Potential Collaborating Partners

**For Policy Matters.** Facilitating the implementation of the strategy according to plan may require policy changes, either in the public or private sector. For example, perhaps the local government has never before allowed mention of prescription contraceptives on television, or perhaps a privately owned radio station is reluctant to allow programming that includes references to STDs. To change such obstacles may require various advocacy tactics at the highest levels. Roles may include individuals with appropriate influence serving on an advisory board or coordinating committee that oversees the communication effort. This approach will ensure that a management mechanism is in place to deal with policy obstacles.

**For Research, Monitoring, and Evaluation.** If there is a research component in the strategy or if there are plans for monitoring and evaluation, several options exist for choosing who will carry out the research. Although expertise may exist within the lead organization, staff members are often committed to other responsibilities and may not be able to get information as quickly as required. Chapter 8 contains several suggestions for identifying research firms and provides additional information on this topic. Once the research partners are selected, make sure that they have all of the background information they need and that they have a chance to meet with all partners.

**For Advertising.** An in-house group rarely has the skills and experience to develop and implement a comprehensive communication campaign that includes creative materials development, production, media buying, and other advertising agency functions. Experience has demonstrated the advantage—almost always—of having the lead organization select and contract with an advertising agency to carry out this work (Greenberg, Williams, Yonkler, Saffitz, & Rimon II, 1996).

**For Media Placement.** The advertising agency will typically take care of buying media time and ensuring that messages are delivered according to the media plan. If the advertising agency is unable to provide this service, you may have to engage an individual or company whose specialty is media buying.



**For PR.** PR is another area that the advertising agency may or may not be able to manage. Depending on the country, the scope of the communication strategy, and the level of PR expertise within the country, you may find it worthwhile to engage a PR agency or consultant to help implement the strategy. PR staff work with high-level decision-makers at the lead organization and other collaborating agencies to train these individuals as spokespersons and to prepare them in the event that the program comes under criticism. This type of work requires strategic management decisions and close collaboration with other partner agencies.

**For Community-Based Activities.** Although a communication strategy may not necessitate working with community-based groups to ensure smooth implementation, engaging the services of a grassroots organization can sometimes be helpful in disseminating messages to the intended audience. In other instances, the program may benefit by enlisting support from women's groups, health groups, or local opinion leaders. Identify the community-based activities that are key to the strategy, and then decide whether it is appropriate to forge a collaborative partnership with community members or whether it is preferable to subcontract to one or more organizations for this purpose. See the resource book titled *How to Mobilize Communities for Health and Social Change*, published by JHU/PCS in collaboration with Save the Children, for ideas about how to work with communities.

**For Training.** Identify any areas where gaps in skill or knowledge might prevent the management team from achieving the objectives of the strategy. For example, if the strategy includes developing a campaign to promote clinic use, the plan may need to provide for the training of clinic workers to increase their counseling skills prior to launching the campaign. Decide which training needs are most critical and whether you can justify the costs of meeting those needs in light of the overall budget.

#### Example

The HEART Campaign in Zambia is managed by a Design Team consisting of about 10 different people representing different organizations. Given the focus in this campaign on promoting safer sex among young people, HEART is guided by a Youth Advisory Group (YAG), which is comprised of 35 young people from 15 youth-serving organizations around the country. The YAG developed the behavior change objectives and message points for each audience segment. Strong linkages were developed among all of the partners in the campaign. These partnerships proved to be critical when controversy arose and the television spots were pulled off the air. The youth representatives were able to come together quickly and present a united front in expressing their objection to the cessation of the television spots. This spontaneous and unified response on the part of the young people enabled the Design Team to effectively negotiate for the reintroduction of the campaign, which occurred within 2 months of the ads being stopped.



## Step 2 Defining the Roles and Responsibilities of Each Partner

Once the lead organization and collaborating partners have been identified, the next step is to delineate respective roles and functions to ensure successful implementation of the program. As these roles are determined, try to establish ways of working that will benefit the partner organizations as well as support the communication strategy. For example, a group of health professionals may be willing to advocate for government support of the strategy because that will help them forge closer ties with host country officials. Partner organizations must derive a benefit from participating in the strategy; otherwise, they are unlikely to collaborate.

Use worksheet 7.1 to help you map out how the participating groups will work together.

### Example 7.1: Identify Key Functional Areas and Skills Required Worksheet

#### Example: Country X



Functional Areas	Skills Required	Who Has These Skills?
Research	Qualitative, evaluation	Lead organization, several private companies
Policy	Relationship with high government representatives	Former Minister of Health
Advertising/PR	Creative, spokesperson training	Several private agencies
Community-based activities	Local advocacy	Women's cooperative
Training	Clinic-based counseling skills, IPC	Family Planning Association (FPA)

### Worksheet 7.1: Identify Key Functional Areas and Skills Required

Functional Areas	Skills Required	Who Has These Skills?



## Step 3 Outlining How the Partners Will Work Together

Write a brief memorandum of understanding (MOU) for all parties to sign outlining how day-to-day management will be handled. Summarize who the players are, what their functional roles will be, and how they will coordinate their activities. To get started, answer the following questions:



- Will there be an advisory body consisting of the collaborating partners?
- Will the advisory body meet on a regular basis?
- What decisionmaking authority will the advisory body have?
- Will the lead organization handle day-to-day coordination and provide the collaborating partners with regular written updates of activities?

Many different ways of managing and coordinating exist, and it is important to select a set of tools that makes sense for all of the partners involved. For example, if the partners are not located in the same geographic area, you may find it more practical to rely more on telephone calls and written reports than face-to-face meetings. Keep the management guidelines simple, and revisit them regularly to see if you need to change them.

For examples of how to delineate roles and responsibilities, see the sample management descriptions for the Ghana Long-Term Family Planning Methods IEC Campaign and the regional West Africa project known as SFPS at the end of this chapter.

## Step 4 Developing a Timeline for Implementing the Strategy

If the communication strategy is to be implemented in phases, establish a timeline that shows when the major activities of each phase will take place and where the key decision points are. Since communication efforts are usually tied to service delivery, training, and other areas, it is important to create a timetable with appropriate linkages to these other functions.

Several commercial software programs designed to aid in project management decisions are available, or it may be sufficient to use a simple grid format on a piece of paper. The focus should remain strategic—that is, identify only the major milestones at this point. A detailed management implementation plan should follow later.

Use the timeline as a guide to ensure that implementation activities stay on track. Make adjustments as needed, and be sure to communicate the status of activities to all relevant partner organizations.

To help develop your timeline, review worksheet example 7.2, and then complete worksheet 7.2.



## Example 7.2: Timeline Worksheet

### Example: Country X Phase 1 Timeline-as of January 1, 2003



Task	Who Is Responsible?	By When?
Establish advisory body.	Lead organization.	3/1/2003
Identify audience(s).	Lead organization.	3/15/2003
Conduct a quarterly meeting of advisory body.	Lead organization plans; others participate.	3/31/2003
Conduct formative research.	Research firm.	4/30/2003
Set behavior change objectives with indicators.	Lead organization, with input from partners.	4/30/2003
Select advertising agency.	Lead organization, with input from partners.	5/15/2003
Decide on strategic approach.	Lead organization, with input from partners.	6/15/2003
Conduct quarterly meeting of the advisory body.	Lead organization plans; others participate.	6/30/2003
Develop a creative brief.	Lead organization, with input from partners.	7/15/2003
Identify and prepare spokespersons.	Lead organization, with PR experts.	7/03–10/03
Decide on communication channels.	Advertising agency with input from lead organization.	7/31/2003
Develop and test concepts.	Advertising agency, research firm.	8/31/2003
Develop and test messages.	Advertising agency, research firm.	9/30/2003
Conduct quarterly meeting of advisory body.	Lead organization plans; others participate.	9/30/2003
Finalize and produce communication materials (mass media and community-based activities).	Advertising agency, with input from lead organization.	10/31/2003
Launch communication strategy in three pilot areas.	Advertising agency, lead organization, others.	11/2003
Conduct quarterly meeting of advisory body.	Lead organization plans; others participate.	12/2003
Monitor pilot implementation.	Lead organization, research firm.	11/03–1/04
Decide phase 2 activities.	Lead organization, advisory body.	1/2004



## Worksheet 7.2: Timeline

Task	Who Is Responsible?	By When?



## Step 5 Developing a Budget

Developing a budget ensures that you have available the financial resources that you need to carry out your communication strategy in all its parts. Although the strategy team may use several different approaches for developing a budget, one of two situations usually prevails and will drive the process:

- The amount of funding is fixed, and the strategy team must allocate these funds across all activities for a finite time period and must justify these allocations.
- The team conducts an analysis of the situation, identifies the intended audiences, sets objectives, and then obtains funding commitments from one or more sources to continue designing the communication strategy and to implement it. In this instance, opportunities for leveraging funds from other organizations or programs are usually also explored.

To estimate the actual amount of funding needed for each category in the budget, you should research comparable costs in your country and obtain quotations from contractors for services, such as research and advertising. Review worksheet example 7.3, and complete worksheet 7.3 to guide you and your team in developing your budget.



## Example 7.3: Budget Worksheet

### Example: Country X

This example provides an illustrative Year 1 budget (January through December). As such, there is no funding allocated for evaluation. The media launch is projected for November of Year 1.



Labor and Direct Costs	Estimated Cost (Year 1) U.S. \$ (Use the appropriate currency.)
<b>ADMINISTRATION</b>	
Project manager	40,000
Program officers (2)	25,000
Support staff	15,000
Advisory council meetings (time and travel costs)	10,000
Conference calls	1,000
Mailing costs	1,000
Meeting materials	1,000
<b>RESEARCH and EVALUATION</b>	
Formative (qualitative and quantitative)	50,000
Evaluative (usually quantitative)	
<b>ADVERTISING</b>	
Creative development (mass media and other media)	50,000
Media buying	30,000 (November–December)
<b>PR</b>	
Spokesperson training	10,000
Other services (e.g., press kits, press events)	
<b>COMMUNITY-BASED ACTIVITIES</b>	
Entertainment education activities, advocacy events	10,000
<b>TRAINING</b>	
Workshops	
Study tours	5,000
<b>Total Estimated Cost</b>	<b>248,000</b>

## Worksheet 7.3: Budget



Labor and Direct Costs	Estimated Cost (Year 1) (Use the appropriate currency)
<b>ADMINISTRATION</b>	
Project manager	
Program officer	
Support staff	
Advisory council meetings (time and travel costs)	
Conference calls	
Mailing costs	
Meeting materials	
<b>RESEARCH and EVALUATION</b>	
Formative (qualitative and quantitative)	
Evaluative (usually quantitative)	
<b>ADVERTISING</b>	
Creative development (mass media and other media)	
Media buying	
<b>PR</b>	
Spokesperson training	
Other services, e.g., press kits, press events	
<b>COMMUNITY-BASED ACTIVITIES</b>	
Entertainment education, advocacy events	
<b>TRAINING</b>	
Workshops	
Study tours	
<b>Total Estimated Cost</b>	

## Step 6 Planning To Monitor Activities

Monitoring is an important, but often overlooked, function in strategy execution. A good management plan contains a clear process for tracking the implementation of campaign activities. For example, how will you know if clinic materials, such as handouts, are in all of the appropriate places and are being distributed to the intended audience? How will you determine whether community events have occurred according to the strategy? Who will track the advertising to make sure that it is aired or published on schedule? Who will be responsible for ensuring a continuous supply of campaign materials? Who will collect client service statistics?

You and your team will want to avoid situations such as the one in which a large number of posters were printed and then were stored indefinitely in a warehouse because no instructions had been given to the health clinics about why the materials were important and how the clinics should use them.

You and your team should plan to monitor such activities. Decide what organization will be responsible for each activity. For example, your advertising agency will likely conduct media tracking; the lead organization or one or more collaborating partners may perform other monitoring tasks.

### Example

In Zambia, phase 2 television spots for the HEART Campaign were not aired in adherence to the media plan, which resulted in television spots discussing condom use among young people being shown during the news hour when families typically watch television together. Incorrect broadcasting of the spots contributed to an already sensitive environment in which certain Government, religious, and community leaders had expressed concerns about the appropriateness of mass media messages directed at young people that dealt with sex and condom use.



## Conclusion

A good management plan includes a clear description of the roles and responsibilities of the partners involved, a realistic timeline, a feasible budget, and a description of monitoring tasks. It takes strong leadership, organizational skills, and collaboration to work in a team environment that builds local capacity and generates effective communication strategies.

When developing a practical management plan, remember these guidelines:

- Keep management tasks simple. Refer to the strategy's behavior change objectives, and ensure that management activities support these objectives. Stop doing what does not need to be done, and focus on getting results.
- Empower people by offering effective leadership, training and retraining of staff, and job aids or tools to help staff do their jobs well.
- Improve the organizational climate by setting forth clear plans, strengthening the commitment to excellence, and building capacity through structural and systems improvement.
- Monitor progress, make changes when necessary, and provide feedback in a timely manner to those who need it.

Use worksheet 7.4 to summarize who will be involved, what roles each partner will play, the timeline, estimated budget, and monitoring functions. Next, read chapter 8 to understand the key issues in planning for evaluation.



## Example 7.4: Summary of Management Plan Considerations Worksheet

### Example: Country X



Questions	Answers				
1. The lead organization is: The lead organization is responsible for:	Community-based NGO Management coordination, communication i.e., liaison with partners, stay on schedule and within budget, management of subcontracts, Advisory meetings, technical input on all aspects of strategy development and implementation				
2. The collaborating partners are: The collaborating partners are responsible for:	MOH, FPA, local university, advertising agency, PR company, strategic communication firm, women's cooperative, and medical association MOH—provides policy and program guidance FPA—provides service delivery and community activities University—provides research Advertising Agency—provides creative materials PR Company—provides spokesperson training and press kits Strategic Communication Firm—provides technical guidance on all aspects of health communication strategy Women's Cooperative—provides community activities Medical Association—provides service delivery				
3. The strategy will be implemented over the following time period and will include the following milestones:	Phase 1: March 2003 Through December 2003 1. Design of Strategic Approach 2. Development and Production of Creative Materials 3. Plan for Tracking Studies				
4. The total estimated cost for the time period is:	<table border="1"> <thead> <tr> <th>Time Period</th> <th>U.S. \$ (Use the appropriate currency.)</th> </tr> </thead> <tbody> <tr> <td>Year 1: 2003</td> <td>248,000</td> </tr> </tbody> </table>	Time Period	U.S. \$ (Use the appropriate currency.)	Year 1: 2003	248,000
Time Period	U.S. \$ (Use the appropriate currency.)				
Year 1: 2003	248,000				
5. Activities will be monitored in the following ways:	Audience research (Year 1) Media tracking studies (Year 2)				

## Example 7.4: Summary of Management Plan Considerations Worksheet

### Example: Uganda

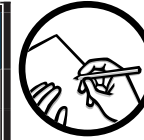


Questions	Answers	
1. The lead organization is:	DISH	
The lead organization is responsible for:	Funding, providing technical assistance, monitoring, implementation, and preparing media materials	
2. The collaborating partners are:	District Health Services, NGOs, MOH	
The collaborating partners are responsible for:	Training CHW, organizing doctor/nurse teams for outreach, and ensuring good quality services	
3. The strategy will be implemented over the following time period and will include the following milestones:	August 2001–September 2001 June 2001: All outreach facilities selected. July 2001: CHWs selected and trained. August 2001: Print and radio materials distributed, and outreach began.	
4. The total estimated cost for the time period is:	Time Period	U.S. \$ (Use the appropriate currency.)
		100,000
5. Activities will be monitored in the following ways:	Service statistics from sentinel sites Media monitoring Omnibus tracking survey	



## Worksheet 7.4: Summary of Management Plan Considerations

Questions	Answers	
1. The lead organization is: The lead organization is responsible for:		
2. The collaborating partners are: The collaborating partners are responsible for:		
3. The strategy will be implemented over the following time period and will include the following milestones:		
4. The total estimated cost for the time period is:	Time Period	U.S. \$ (Use the appropriate currency.)
5. Activities will be monitored in the following ways:		



## Sample Management Plans

The following descriptions of management roles and responsibilities use different formats, yet they are each valid ways to depict how specific tasks will be managed. As with all components of a good strategic communication strategy, there are different approaches that can be used, and strategic designers should use their creativity, technical skills, and cultural sensitivity to ensure that the management plan developed is appropriate for the situation.

### Sample Management Plan I

#### *Ghana's Long-Term FP Methods IEC Strategy*

**Background:** A workshop held in Achimota, Ghana, in May 1996, brought all of the stakeholders together for the purpose of developing a national communication strategy to encourage the use of long-term FP methods. The lead organization was the MOH of Ghana. Collaborating agencies were:

- National Population Council (NPC)
- Planned Parenthood Association of Ghana (PPAG)
- Ghana Registered Midwives Association (GRMA)
- Ghana Social Marketing Foundation (GSMF)
- Lintas Advertising
- Cooperating agencies (CAs), such as JHU/PCS and Engender Health, formerly known as the AVSC
- USAID
- Religious organizations

**Project Implementation:** Workshop participants decided to set up a coordinating committee of key organizations: MOH, AVSC, JHU/PCS, NPC, PPAG, GRMA, and GSMF. In addition, they issued a request for proposals from advertising agencies to develop creative materials and handle media placement. Lintas won the contract.

(Yonkler, 1997)

## Sample Management Plan I (Continued)

The coordinating committee approved materials developed by Lintas and coordinated regional launches in 5 of the country's 10 regions. Each organization had responsibility for a specific aspect of the strategy: AVSC trained providers, MOH contracted with the ad agency and was the main liaison, NPC coordinated the regional launches, PPAG trained local drama groups to provide entertainment education programs, GRMA trained midwives, and GSMF disseminated brochures and posters.

### Campaign Roles of Each Coordinating Committee Member

#### ● MOH/Health Education Unit (HEU)

- Serves as the contact point for Lintas Advertising.
- Provides liaison with Lintas and the IEC Campaign Committee.
- Issues request for services (RFS).
- Approves budgets and tracks payments.
- Monitors timetables to ensure that work is on schedule.
- Provides input to Lintas and assists Lintas in getting input from other committee members.
- Helps set up meetings between Lintas and the IEC Campaign Committee.
- Assists with the regional incentive campaign.
- Participates on the training subcommittee.
- Distributes client materials and provider materials to public health facilities.

#### ● Lintas

- Develops, designs, and produces print materials, such as posters, client leaflets, question-and-answer brochures, press kits, campaign slogans, and regional campaign kits; radio spots and four to six radio programs for regional use; PR services, such as assistance with launch events and media training for key spokespeople; and other creative materials.
- Submits status reports, budgets, and conference reports in a prompt fashion.
- Makes MOH/HEU aware of adjustments in schedules and budgets.
- Prepares cost estimates.
- Obtains competitive bids for production activities.

- Documents and completes invoices.
- Develops media schedules, when appropriate.
- Recommends radio stations, timing, number of spots, costs, and rationale.
- Trains journalists, correspondents, and other media personnel.

- **Engender Health (formerly AVSC)**

- Furnishes input on provider training, provider sites, and expert lists; updates committee and agency on sites.
- Participates on the training subcommittee.
- Serves as one of the key informants for Lintas creative staff in developing question-and-answer brochures.
- Trains and works with satisfied clients—several from each region—to appear on radio and television shows, hold press interviews, and participate in community activities.
- Helps with regional launch events.

- **PPAG**

- Helps with community mobilization efforts
- Manages small grants programs with local drama groups.
- Provides training in IEC counseling.
- Participates on the training subcommittee.
- Refers clients to service sites when appropriate.
- Assists with the distribution of print materials.

- **NPC**

- Coordinates regional campaigns.
- Sets up meetings with regions.
- Assists in providing input on provider training; updates committee and agency on latest activities.
- Serves as one of the key informants for Lintas in developing question-and-answer brochures.
- Helps with regional launch events.
- Helps coordinate the training of media personnel.

### **Sample Management Plan I (Continued)**

- Serves as the resource for regional activities, collects materials from each region, and serves as the liaison between agency and regional committees.
- Assists with the regional incentive campaign
- Coordinates training and counseling materials.
- Coordinates the activities of the training subcommittee.
- Assists MOH/HEU with the day-to-day management and scheduling of ad agency materials development.

#### ● **GSMF**

- Distributes posters and client leaflets to pharmacies, hairdressers, barber shops, and other retail outlets, either through merchandise runs or through sales representatives in four regions (Greater Accra, Eastern Region, Central Region, and Western Region); uses another form of distribution in Ashanti Region.
- Assists with launch event funds.
- Assists MOH/HEU as needed with the creative and media development process.
- Refers clients to service sites.

#### ● **JHU/PCS**

- Guides the coordinating committee and ensures adherence to the strategy.

#### ● **GRMA**

- Assists with the distribution of print materials.
- Refers clients to service sites.
- Participates on the training subcommittee.

#### ● **MOH/MCH-FP**

- Participates on training subcommittee.
- Assists MOH/HEU with resource mobilization.
- Refers clients to service sites.
- Coordinates and disseminates the list of service provider sites to other organizations.

## Sample Management Plan II Management Approach for the SFPS Project

**Background:** Declining resources forced USAID to close nearly half of its bilateral missions in West and Central Africa (WCA). At the same time, health officials recognized that major public health problems in the region were common to the region and transnational in nature. Efforts to address some of the most pressing health concerns in WCA were no longer effective when carried out only through isolated country programs. Programs could be more cost-effective when implemented on a regional basis.

In 1995, USAID authorized a Family Health and AIDS program in West and Central Africa (FHA–WCA). With an 8-year timeline, FHA–WCA is responsible for achieving regional impact on FP, HIV/AIDS prevention, and child survival through a combination of country-level and regional programming.

The main implementing program of FHA–WCA is the SFPS project. This project does not use the traditional model of prime contractor with subcontractors but rather an innovative procurement and management approach that created equal partners who share responsibility for program management, coordination, and implementation. SFPS consists of five separate cooperative agreements between USAID and five U.S. private voluntary organizations: JHU/CCP, Johns Hopkins Program for International Education in Reproductive Health (JHPIEGO), Population Services International (PSI), Tulane University, and most recently Family Health International (FHI). JHU/CCP works in the area of behavior change communication. JHPIEGO specializes in service delivery, training, and finance and administration. PSI is a social marketing organization that sells health products through the private sector. Tulane's role is to conduct operations research and to monitor and evaluate activities. FHI provides support in the area of HIV/AIDS.

**Project Implementation:** The cornerstone of collaboration between the project's partners is its Unified Management Team (UMT), which consists of professional staff members from each partner agency and is based in Côte d'Ivoire. Team

(Shereikis & Wyss, 2000)

### Sample Management Plan II (Continued)

members meet regularly to ensure that the various activities are in harmony with the objectives defined in the results package and the overall vision for SFPS. All of the partners work together to prepare the annual work plan, and each organization is responsible for preparing its own budget.

The core UMT consists of the Chiefs of Party (COPs) from each of the collaborating agencies. A MOU provides details regarding how the team approaches issues, such as deciding on program priorities, coordinating component activities, and developing work plans. The MOU specifies that, to help facilitate consensus building, to promote collaboration, and to coordinate program activities across organization lines, the JHPIEGO COP will serve as the team leader (TL). The MOU includes specific directions regarding how the consensus decisionmaking process shall work. Similarly, communication systems and procedures are outlined in the MOU, and provisions are included for collaborating with other donor agencies.

Decisions typically requiring consensus among UMT members include any decisions with funding implications for individual CAs, initiatives outside the work plan, revision of project strategies or the results package, and decisions with political or corporate implications. All decisions are resolved within the UMT without requiring outside mediation. This attests to the strong collaborative spirit of the UMT, which has ensured close collaboration among CAs without compromising clinical and behavior change communication expertise.

The UMT is supported by three collateral units that enhance the project's operational coherence:

- *Leadership Unit*—This unit has a TL responsible for articulating and keeping up the program vision, coordinating program activities, and facilitating consensus building.
- *Finance and Administration Unit*—This unit is responsible for budgeting and disbursement of joint operational costs in the Abidjan office and the four country offices.
- *Monitoring and Evaluation Unit*—This unit has a regional monitoring and evaluation coordinator who works closely with each country office, program information manager to monitor and assess the progress and performance of SFPS.

SFPS uses a performance-based management approach tied to a results framework for its main project areas: FP, child survival, HIV/AIDS, and capacity building. For each result, intermediate results and indicators are set. Performance is assessed and reported semiannually to USAID. A consistent project-reporting mechanism and review schedule help the team to focus on project objectives and keep track of progress. Every quarter, progress on activities is reported to USAID against milestones preset in the project work plan for each component.





# References

Greenberg, R. H., Williams, J. R., Yonkler, J. A., Saffitz, G. B., & Rimon II, J. G. (1996). *How to select and work with an advertising agency: Handbook for population and health communication programs*. Baltimore: Johns Hopkins School of Public Health, Center for Communication Programs.

Shereikis, M. & Wyss, S. (2000). *A regional model for successful health intervention in a low resource environment*. (2nd ed.) (pp. 227). Abidjan, Cote d'Ivoire: SFPS Working Paper.

Yonkler, J. (1997). *Ghana long term family planning management plan (unpublished)*. Accra, Ghana.



# Chapter 8

## Evaluation Plan

**By the end of this chapter, the reader will understand the importance of evaluation for strategic health communication programs and the key elements of monitoring and impact assessment by completing the following steps:**

- Step 1: Identifying the Scope and Type of Evaluation**
- Step 2: Planning for Monitoring and Impact Assessment**
- Step 3: Identifying the Evaluation Design and Sources of Data**
- Step 4: Tailoring the Evaluation to the Specific Situation**
- Step 5: Deciding Who Will Conduct the Evaluation**
- Step 6: Planning To Document and Disseminate Evaluation Results**

# Overview



When conceptualizing a design for a new school, your friend the architect must think ahead to how the teachers, students, and staff will actually use the school. At every stage of the planning and execution of the building process, he and his team must consider the impact of the school design on the ability of the users to maximize its utility.

Similarly, evaluation plays a key role in a communication strategy because without it no one can judge whether the strategy was either applied or effective. Planning for evaluation occurs from the very beginning of the strategy design process. Ideally, an evaluation plan is generated in participatory fashion with input from various stakeholders, such as program staff, community groups, research experts, and donor organizations. The communication specialist does not need to be an expert in research methodology but does need to play an active role in developing the evaluation plan to ensure that it focuses on the appropriate communication issues.

## Step 1 Identifying the Scope and Type of Evaluation

Determining the appropriate scope and type of evaluation that is both needed and possible is a key element in strategic design. At the basic level, evaluation serves the purposes of:

- Finding out whether the implementation activities spelled out in the work plan were actually carried out (process evaluation or monitoring)
- Determining whether the objectives set forth in the strategy (see chapter 3) were achieved (impact assessment).

Evaluation, like research, must be addressed at the beginning of any strategic communication project. The initial definition of strategic communication objectives guides every stage of evaluation. Thus, an objective of changing individual behavior requires an evaluation that will measure individual behavior over time; a policy objective of passing specific legislation will require a means to determine whether or what part of that legislation became law; and an objective of stimulating community activism will require from the start measures or indicators of community activism.

The evaluation design must focus on the intended unit of analysis as well as expected changes. Therefore, those who carry out the evaluation should ideally participate in helping to set SMART objectives in such a way that those objectives and the process of achieving them can be accurately and precisely measured throughout the project.

At a more complex and strategic level, evaluation should also:

- Assess the adequacy of the strategy selected
- Highlight areas of high and low impact
- Identify not only individual or community behavior change, but also measure population-based health and social outcomes, such as birth and death rates, education levels, and voting registration

step 1 of 6  
Evaluation Plan



### TIPS for an Effective Evaluation Design:

- 1. Evaluation must be introduced, understood, and planned from the start of a program and must be based on the program objectives. It cannot be a last minute addition. To measure change, it is essential to have baseline data before an intervention takes place as well as postintervention data.**
- 2. Program evaluators need to assist program personnel in articulating objectives in measurable terms consistent with behavior change theory and in using research methodologies that are practical and appropriate to the situation.**
- 3. Evaluations should avoid overly sweeping claims of impact from pre- and postdata alone. Cross-sectional data can document correlation between variables but not causality.**
- 4. The use of different types of data and more extensive analysis can strengthen the probability that a specific communication intervention caused a measurable change in behavior or contributed an identifiable amount to the change.**

- Highlight ways to improve the program
- Measure cost-effectiveness per person reached or per any measure of behavior change

Without a documented evaluation, policymakers, program planners, funders, and participants will not know what happened, why, when, or with what effect. Within a few years, for all practical purposes, a program that is not evaluated will not have existed.

The following chart summarizes the ways that evaluation can be used in public health programs.

### **Selected Uses for Evaluation in Public Health Practice by Category of Purpose**

#### **Gain Insight**

- Assess needs, desires, and assets of community members.
- Identify barriers and facilitators to service use.
- Learn how to describe and measure program activities and effects.

#### **Change Practice**

- Refine plans for introducing a new service.
- Characterize the extent to which intervention plans were implemented.
- Improve the content of educational materials.
- Enhance the program's cultural competence.
- Verify that participants' rights are protected.
- Set priorities for staff training.
- Make midcourse adjustments to improve patient/client flow.
- Improve the clarity of health communication messages.
- Determine whether customer satisfaction rates can be improved.
- Mobilize community support for the program.

## Selected Uses for Evaluation in Public Health Practice by Category of Purpose (continued)

### Assess Effects

- Assess skills development by program participants.
- Compare changes in provider behavior over time.
- Compare costs with benefits.
- Find out which participants do well in the program.
- Decide where to allocate new resources.
- Document the level of success in accomplishing objectives.
- Demonstrate that accountability requirements are fulfilled.
- Aggregate information from several evaluations to estimate outcome effects for similar kinds of programs.
- Gather success stories.

### Affect Participants

- Reinforce intervention messages.
- Stimulate dialogue, and raise awareness regarding health issues.
- Broaden consensus among coalition members regarding program goals.
- Teach evaluation skills to staff and other stakeholders.
- Support organizational change and development.

(Centers for Disease Control and Prevention, 1999)

## Step 2 Planning for Monitoring and Impact Assessment

step 2 of 6  
Evaluation Plan

Chronologically, once objectives have been established, evaluation must address:

- First, monitoring of program activities and outputs
- Second, impact assessment

Each of these types of evaluation requires different action and skills.

## Monitoring

Monitoring requires attention to process, performance, and, to a lesser extent, outcomes:

- **Process monitoring**—Here evaluators must measure whether activities occurred with the planned frequency, with the planned intensity, with the appropriate timing, and as directed to reach the intended audience. Ideally, monitoring begins at the start of the program activities and continues throughout the length of a program or campaign. Retrospective monitoring is less reliable than ongoing monitoring.
- **Performance monitoring**—The quality, quantity, and distribution of communication outputs must be closely followed. For example, were the expected number of posters printed and distributed to the designated locations? Were the expected number of health care providers or others trained in the proper use of communication materials? Did all members of the management and communication team carry out their functions as planned? Were the quality and volume of the outputs, whether posters, serial dramas, or community events, at the expected and desired levels? In what ways did the performance of the management team meet expectations and work plan requirements? These measures of both process and performance monitoring should be as specific and as quantitative as possible, since it would be impossible to determine the success of the strategy if, in fact, it was not carried out as planned.
- **Outcome monitoring**—Here the evaluation focus shifts from activities and actions back toward original objectives. If the objectives were increased attendance at certain specific clinics, increased purchase of certain products, or increases/decreases in a specified behavior, such as partner reduction or condom use, to what extent did these changes take place? During the monitoring process, extensive surveys may not be possible, but onsite observation and interviews are important to ensure that expected outcomes are beginning to take place. Unintended outcomes, different from those identified as original program objectives, would immediately call for close attention, feedback to program directors, and, if necessary, changes in either implementation or strategy.



In short, monitoring is essential to be sure that the program is being carried out as planned and that no unintended, unforeseen, or unexpected events or shifts are taking place. Whether the planned activities are in fact responsible for producing whatever changes may be observed (for example, the question of causality) usually cannot be determined at this stage during the progress of a campaign.

## Impact Assessment

More difficult, but essential for any large-scale communication strategy, is some form of impact assessment. Impact assessment seeks to answer the question “Did the communication strategy achieve the specified objectives?” Impact assessment then goes on to look at the difference that the strategy made in the overall program environment.

## Indicators

As discussed in chapter 3, the first step in impact evaluation is to determine the indicators you will use to determine whether your objectives have been achieved. Examples of individual-level indicators for the behavior change communication strategies include (Bertrand & Escudero, 2002):

- Percent of audience with a specific attitude (toward a product, practice, or service)
- Percent of audience who believe that their spouses, friends, relatives, and community approve (or disapprove) of a product, practice, or service
- Percent of non-users who intend to adopt a certain practice in the future
- Percent of audience who are confident that they can adopt a particular behavior

At a broader social level, the indicators listed below can be used to measure social change. Some of these indicators are measured qualitatively and others are more appropriately measured through quantitative techniques:



### **Indicators of Social Change**

- Leadership
- Degree and equity of participation
- Information equity
- Collective self-efficacy
- Sense of ownership
- Social cohesion
- Social norms

For detailed explanations of these terms and for guidance on how these indicators can be used within an integrated model of communication for social change, see (Figueroa, Kincaid, Rani, & Lewis, 2002).

A key issue in impact assessment is the research design or plan for the evaluation, which must be determined early in the project. Traditionally and particularly in biomedical research, the so-called Gold Standard for impact assessments is an experimental design in which individuals or communities are randomly assigned to be involved or not to be involved in a specific intervention. After the intervention is complete, the difference between those involved in the intervention and those not involved determines the impact of the project.

### **Experimental Design**

Experimental design is not feasible for many communication programs and certainly is not appropriate for large-scale communication projects. The major problems that arise in applying experimental design to strategic communication are as follows:

- The control group and the experimental group must be the same in all key characteristics that might influence the outcome.
- No differing events or activities, apart from project activities, must take place among either those exposed or those in the control group.
- There must be no contamination or shared activities or information between the control and the experimental group.

Not only is it almost impossible on a large scale to select comparable communities, but also, and even more important in communication projects, it is almost impossible to prevent contamination from one audience to another. Since the goal of an effective communication project is to disseminate information, ideas, and advice, a strong communication project will almost inevitably spread beyond its original boundaries. The only types of strategic communication projects that can be considered for an experimental design are those that relate to facilities that may be widely dispersed geographically or geographic areas that are not close to one another but otherwise similar—both unlikely possibilities. In other words, while experimental design is valuable—and indeed essential—in evaluating the impact of drug treatments on individuals where individuals are randomly assigned and do not know their own status, experimental design is not conceptually appropriate for most strategic communication interventions.

### **Quasi-Experimental Designs**

A substitute for a pure experimental design in some communication projects is a quasi-experimental design in which a randomized selection of control and intervention groups does not take place. Instead, an effort is made to identify both control and intervention areas or units that are as comparable as possible and to limit the strategic communication program to certain areas while measuring changes in both areas. Even in such quasi-experimental designs, problems frequently arise as to the similarity of the controls, differing events in different areas, and, above all, contamination between the two groups. The degree of exposure is a key element of most communication programs, and unlike interventions consisting of specific drug treatments, exposure is determined not by the provider but rather by the reactions of the audience. Therefore, it is clear that exposure to a strategic communication intervention cannot be controlled in the same way in which exposure to a new or experimental medication can be controlled by dispensing physicians. Therefore, even at best, quasi-experimental designs with measurements before and after intervention may not be convincing.

### **Use of Statistical Analysis To Account for Population Differences and Contamination**

Since exposure to strategic communication cannot be managed as accurately as exposure to different medications, various statistical techniques can be used to compensate for differences in control and intervention populations and, to a lesser degree, for contamination, that is, exposure in the control group and nonexposure in the experimental group. Weighting one or another population to be similar can control these differences. Various other forms of analysis can be used after pre- and postdata are collected.

One commonly used technique is bivariate analysis, in which researchers determine whether there is a correlation between two variables by examining the strength and directions of the relationship. For example, in a positive relationship, if the value of one variable increases, so does the value of the second variable. In a negative relationship, as the value of one variable increases, the value of the second variable decreases. However, bivariate analysis does not assume a causal relationship between the two variables.

Regression analysis is used when one or more variables are assumed to predict or explain changes in another variable. When multiple variables are used to predict the dependent variable, regression analysis allows the impact of each variable to be evaluated separately, holding all other variables constant. For example, analysis of a communication campaign might determine that audience receptivity to a message (the dependent variable) can be predicted by measuring related variables, such as the believability of the message and media weight.

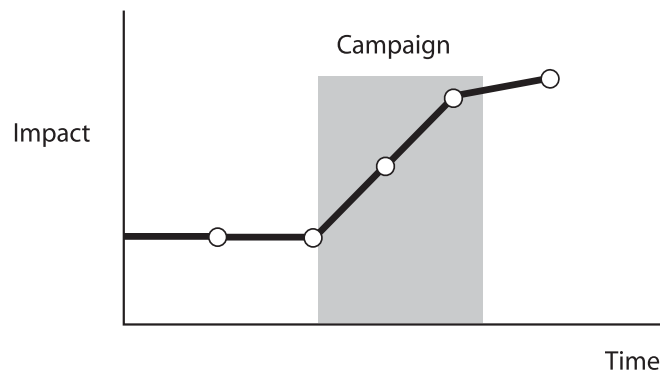
### Establishing a Causal Relationship

In all strategic communication programs and in almost all evaluations of the impact of a communication program, skeptics may question the degree to which communication alone contributed to changing behavior. To strengthen the causal inference that the communication project was indeed responsible for the behavior changes measured, programs should seek to establish eight key points. From the start of the evaluation, therefore, data must be collected relating to each of these points (JHU/CCP, 2001).

- **Evidence of a change in the desired behavior from time 1 to time 2.** See graph 1, below, for an illustration of a change in behavior that took place after a hypothetical campaign.
- **Evidence that the change occurred during or after the intervention took place.** Graph 1 also indicates that the change clearly occurred after the strategic communication took place. A major issue in evaluating changes in behavior following communication interventions is selectivity bias in the audience. Were those who recalled the material previous users, already predisposed, or self-selected to respond to that issue? This cannot be measured in a single survey that offers only cross-sectional data. However longitudinal surveys, which analyze the same or very similar groups over time and ask about current practice, can identify more clearly which came first: certain knowledge, experience and attitudes, or exposure to the strategic communication.

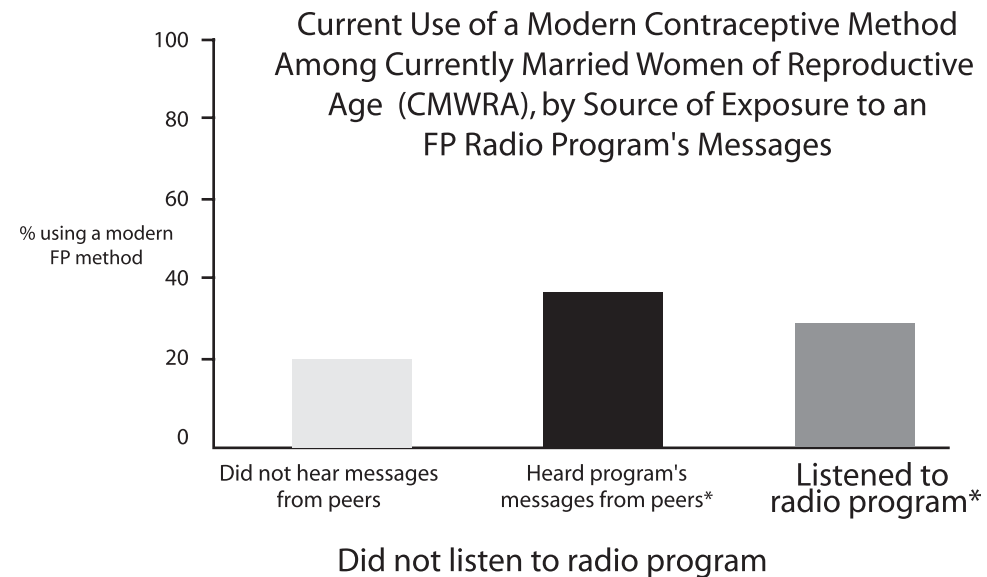
**Graph 1**

Evaluation: Change & Time Order



- **Evidence that greater change occurred among those exposed to the strategic communication campaign than among those not exposed.** A strategic communication program should document from the start how many and what segments of the population were exposed to the communication intervention, so that their behavior change, if any, can be compared with and hopefully will exceed that of those who were not exposed to the campaign. One problem in determining exposure is that exposure may be *direct* by actually seeing, hearing, or participating in a communication intervention, or exposure may be *indirect* through discussions with others who have been directly exposed. In order to include such indirect exposure to campaigns, specific data may be collected on IPC relating to strategic programs as well as, for example, direct viewership of a television serial. Graph 2, below, illustrates the difference in the use of modern contraceptive methods between (1) those directly exposed to a radio program, (2) those who heard the radio messages from peers, and (3) those who did not hear messages from either the radio or their peers.

**Graph 2**



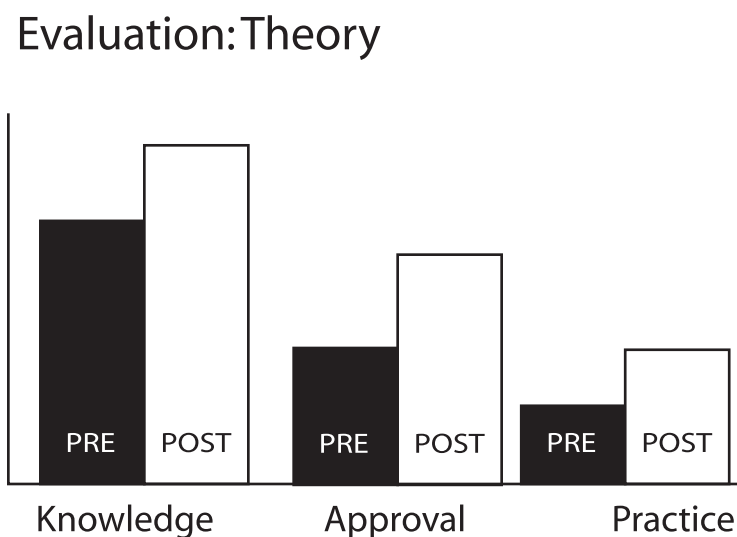
Source: JHU/PCS and Save the Children, 1997

\*Significantly different ( $p < 0.001$ ) from Did Not Listen/Did Not Hear Group

Did Not Listen/Did Not Hear (n=210); Did Not Listen/Heard from Peers (n=119); Listened to Radio Program (n=338)

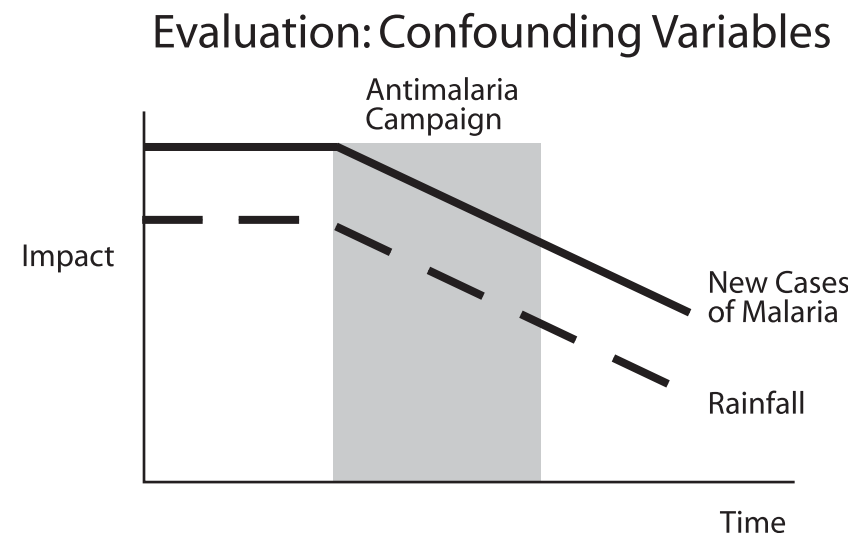
- **Evidence of scientific plausibility.** To strengthen claims that a strategic communication program caused behavior change, it is important to build campaigns upon an appropriate theory of behavior change and to document not only the final results, but also the intermediate or other preliminary steps to such behavior change. For example, if knowledge and approval of a specific practice declined, while at the same time the practice itself seemed to increase, this would cast validity upon the findings. Graph 3, below, illustrates how collecting data on intermediate indicators, based upon a theory of behavior change from knowledge to approval to practice, lends further validity to the inference that a strategic communication program caused the change.

**Graph 3**



- **Control of confounding variables.** To ensure that any changes observed were the result of the communication intervention rather than some external event, such as opening or closing of facilities, increases or decreases in price, changes in weather, civil disorder, political change, or other factors, it is essential to control to the degree possible for such confounding variables. To control for such variables means to identify those variables at the start, to collect data regarding those variables to the extent possible, and to weigh the final analysis accordingly. Graph 4, below, shows the relationship between new cases of malaria and a decrease in rainfall, given the context of an antimalaria campaign that occurred during the same time period. The graph suggests that reduced rainfall rather than the campaign may be the major cause of the decline in new malaria cases.

**Graph 4**

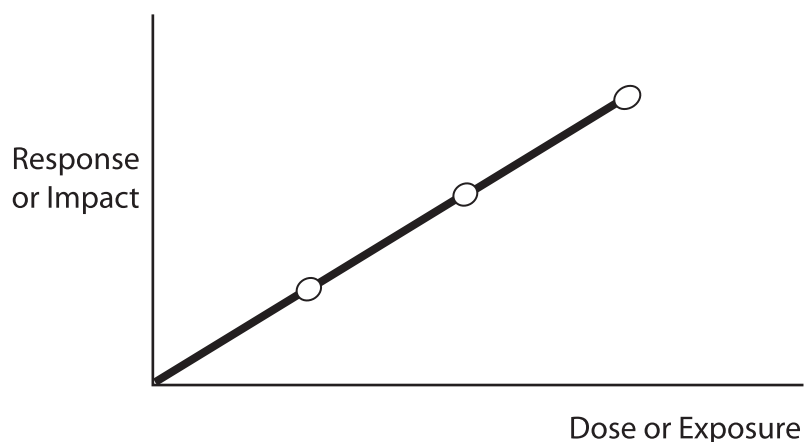




- **Evidence of a dose response.** One type of measurement derived from medical and clinical studies that can often strengthen causal inference regarding the impact of communication activities is the use of dose response measurements. It is hypothesized that increased exposure to communication will increase the likelihood of behavior change. Therefore, measurement of exposure should consider exposure not as a “yes” or “no” variable but rather as a cumulative variable in which the extent of exposure, either to different interventions or repeatedly to similar interventions, can be collected and evaluated. Graph 5, below, indicates how a typical dose response effect might operate.

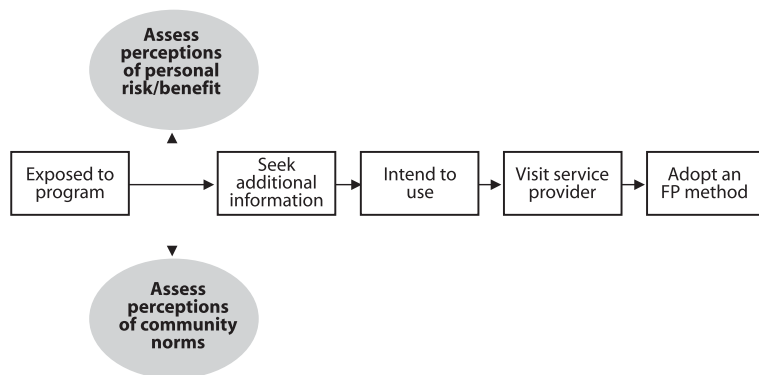
**Graph 5**

### Evaluation: Dose Response



step 3 of 6  
Evaluation Plan

Conceptual Framework for Adoption of an FP Method



Source: The Johns Hopkins University Center for Communication Programs, 2002

- **Evidence of magnitude and direction of changes.** Clearly the greater the behavior change in the desired direction, the more convincing is the case that the communication intervention was effective.
- **Evidence of replicability.** The final test of causality in scientific experimentation is the ability to replicate results by other investigators and/or in other projects. While this may not always be possible in communication interventions, every effort should be made to repeat interventions and to evaluate to confirm the validity of initial data. To the extent that interventions are designed along similar lines and with comparable research designs, the existence of a number of different studies increases the inference that a specific intervention not only was effective in one setting, but also can be effective in different settings. The ability to predict future results is a key element in causal inference. To the extent that multiple studies confirm a similar result, this replication adds to the validity of the individual studies.

In short, impact analysis in the field of communication will always be controversial and may be questioned by skeptics. For that very reason, it is important that the evaluation of strategic communication programs seeks to document impact and to strengthen causal inference in as many different ways as possible.

### Step 3 Identifying the Evaluation Design and Sources of Data

When considering how the evaluation of a communication effort should be designed and which sources of data will be used, it is helpful to keep the conceptual framework to the left in mind.

This framework can be adopted to fit other health behaviors in addition to the adoption of a FP method. The variables in this framework can be analyzed in different ways to measure changes at the individual, program, and outcome levels. It is important to note that the audience's process of weighing the personal risks and benefits of adopting the behavior and the audience's perception of community norms impact an individual's decision whether to pursue the proposed behavior change.

## Levels of Measurement

The evaluation of strategic communication depends upon the collection of data at different levels relevant to the objectives of the program. The two major levels of measurement for communication evaluation data are:

- Population-based
- Program-based

**Population-based** measurement is useful in tracking initial, intermediate and long-term outcomes. For example, surveys among the intended audience measure self-reported exposure, knowledge, attitudes, emotions and other factors that are often precursors to behavior change (known as initial outcomes). Surveys can also track changes in behavior or practice over the life of a project (i.e., intermediate outcomes). These intermediate outcomes in turn influence the long-term outcomes related to health status, such as fertility or mortality rates. The following example on Zimbabwe measured both initial and intermediate outcomes. The one from Bolivia also included the long-term outcome of infant mortality.

### Example: Promoting Sexual Responsibility Among Young People in Zimbabwe

In 1997–98, a multimedia campaign promoted sexual responsibility among young people in Zimbabwe while strengthening their access to reproductive health services by training providers. Baseline and followup surveys, each involving approximately 1,400 women and men ages 10–24, were conducted in 5 campaign and 2 comparison sites. Logistic regression analyses were conducted to assess exposure to the campaign and to assess its impact on young people’s reproductive health knowledge and discussion, safer sexual behaviors, and use of services. The results showed that the campaign reached 97 percent of the youth audience. Awareness of contraceptive methods increased in campaign areas. As a result of the campaign, 80 percent of respondents had discussions about reproductive health—with friends (72 percent), siblings (49 percent), parents (44 percent), teachers (34 percent), or partners (28 percent). In response to the campaign, young people in campaign areas were 2.5 times as likely as those in comparison sites to report saying no to sex, 4.7 times as likely to visit a health center, and 14.0 times as likely to visit a youth center. Contraceptive use at last sex increased significantly in campaign areas (from 56 percent to 67 percent). Launch events, leaflets, and dramas were the most influential campaign components. The more components that respondents were exposed to, the more likely they were to take action in response.

(Kim, Kols, Nyakauru, Marangwanda, & Chibatamoto, 2001)



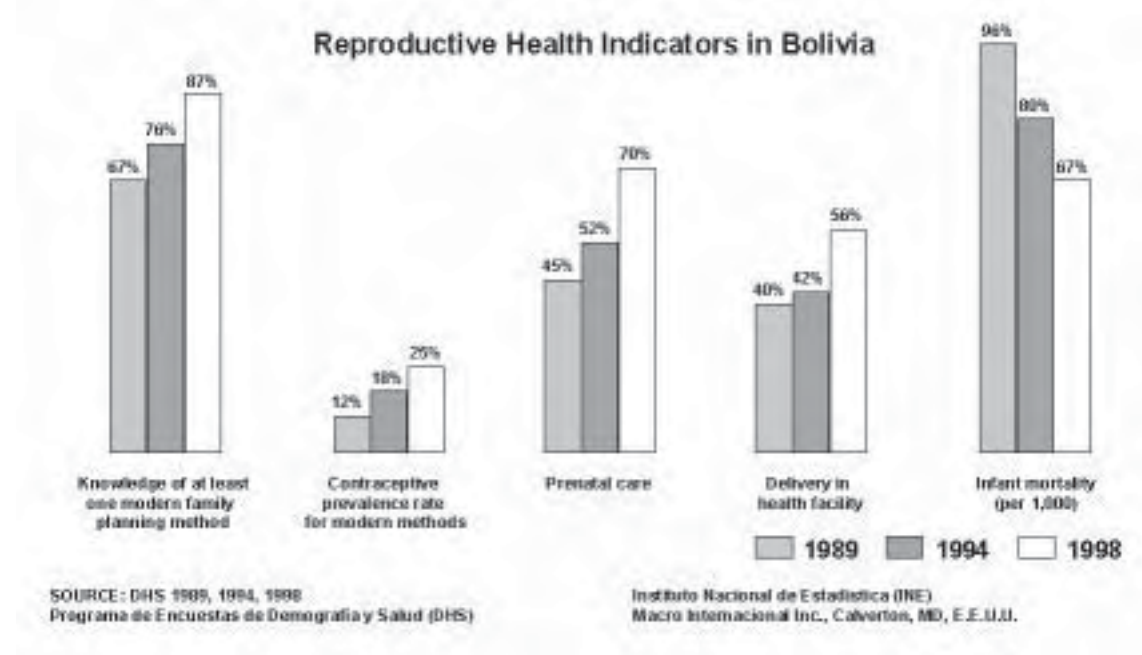


### Example: Bolivia's National Reproductive Health Program

In Bolivia, a series of carefully designed and well-executed reproductive health campaigns contributed significant improvements in the health status of Bolivian mothers and their children. (See appendix 3—Bolivia Case Study.) From 1994 to the present, the National Reproductive Health Program has implemented a strategic communication effort to address specific audience needs using a variety of communication channels. This program has been research-driven, and the key outcome results—an increase in contraception use and a reduction in infant mortality—are noted in graph 6, below.

(The Johns Hopkins University Center for Communication Programs, 1999)

Graph 6



**Program-based** measurement depends upon the collection of service statistics, sales data, client exit interviews, interviews or observations within clinic or service settings, and possibly a review of organizational and management factors relevant to program performance.

**Example: Length of Counseling Sessions and the Amount of Relevant Information Exchanged: A Mystery Client Study in Peruvian Clinics**

Time constraints have been implicated in FP providers' inability to offer comprehensive counseling to their clients. It is important for providers to know whether lengthening counseling sessions increases the amount of relevant information imparted to clients. Using the mystery client technique, 28 women were trained to pretend to solicit an effective method and to opt for the injectable contraceptive at 19 clinics in urban areas from a national sample of MOH facilities in Peru. Each clinic was visited on different days by 6 of these "simulated clients," for a total of 114 cases. For each visit, the woman recorded on a 46-item checklist the topics discussed by the provider and estimated the duration of the counseling session. Providers dedicated anywhere from 2–45 minutes to counseling. The amount of information given that was relevant to the client's choice significantly increased, by 43 percent, when the session length went from 2–8 minutes to 9–14 minutes. However, further improvements in the amount of useful information exchanged were trivial and nonsignificant when session lengths extended beyond 14 minutes. At any duration, many pieces of information that should have been exchanged were not exchanged. Offering a wide range of contraceptive options took up most of the consultation time and was highly correlated with session length. Discussion of the chosen method's side effects and screening for contraindications did not vary by session length. The study concluded that counseling sessions longer than 14 minutes confer little advantage in terms of effective counseling for women who choose the injectable. It is important that providers use the available time more efficiently, that they be more practical in assessing clients' needs, and that they avoid providing too much information about irrelevant methods. They should focus on the method chosen by the client and address that specific method in greater depth.

(León, Monge, Zumarán, García, & Ríos, 2001)



### Types of Data Needed

In assessing communication programs, it is important to collect different types of data. Since communication affects individuals, groups, and communities, it is important to gather quantitative and qualitative information as well as information relevant to the appropriate unit of analysis.



### Consider the following questions when planning for a survey:

1. What geographic areas will be surveyed? This is usually determined by policymakers, donors, and project managers.
2. What individuals, based on demographic or other characteristics, will be surveyed? This will be influenced by the audience and objectives selected in the strategic plan.
3. How many people will be included in the survey to assure the statistical significance of expected results? This usually requires a compromise between academic rigor in achieving the desired power and significance and the available financial, personnel, and time resources.
4. How will random selection of those to be surveyed within a population be achieved? Can existing census frames provide basic population data? What techniques will be used for random selection? This procedure of random selection is actually more important than the number surveyed and requires expert guidance. A useful reference for this purpose is: Sudman, S. (1976). *Applied Sampling*. NY: Academic Press.
5. What will be the content and length of the survey? This is clearly a major question and will also require compromise between the need for data and the practical constraints concerning interviewee time and resources.
6. What will be the number and timing of the surveys? Will surveys be conducted at the beginning and the end of a project or at specified midterm intervals? This question is also closely related to budget resources and to the length of the program.
7. How will the analysis of survey results be conducted? Here the skills of both local and international experts can be blended to achieve the most useful results.

- **Quantitative data.** These data can be derived from surveys, service statistics, or sales data and involve active measures to gather information from individuals, communities, sites, or facilities in sufficient quantity, quality, and relevance for further analysis. None of these are easy to collect or without problems.
  - **Surveys**—The most common form of quantitative data with respect to strategic communication and behavior change is derived from surveys among randomly selected individual respondents. Surveys are a complex, highly specialized form of operational research that require implementation by experts.
- **Service Statistics**—Collection of service statistics may appear as a relatively easy task to be undertaken by visiting various facilities. In practice, however, service statistics have usually proved less satisfactory than surveys conducted by experienced survey researchers. Problems in the use of service statistics include:
  1. Different degrees of accuracy and completeness in maintaining service statistics
  2. Different definitions of terms, such as initiation and continuation, as well as change in practices by different facilities
  3. Illegible or incomprehensible records
  4. Inaccessible records
  5. Gaps in key data

Improvement of service statistics through management information systems is a continuing goal which might simplify the evaluation of some strategic communication programs, but it remains an ideal rather than an actuality in most countries.

- **Sales Data**—Collection of sales data can be an important element, particularly in the evaluation of social marketing programs. Some questions to be answered include:

1. At what point (wholesaler, distributor, retailer) will data be collected?
2. How will price and packaging differences be recorded?
3. How will free promotional materials be distinguished from sales materials?
4. How can substitution effects be taken into account when a lower priced product displaces a higher priced one?

### ● **Qualitative Evaluation**


Essential at the start of any project in order to understand the problem, the audience, and the overall situation, qualitative research can also play an important role throughout the project both in monitoring and in evaluating impact. The major roles for qualitative research in program evaluations include:

- Helping to evaluate activities and products as they are disseminated
- Helping to explain how and why impact was achieved

Qualitative evaluation can be subtle, intuitive, and highly revealing when sensitively carried out, using ethnographic and unobtrusive measures.

Key qualitative methods that can be used for evaluation are:

1. **Focus group discussions**—Group discussions among homogeneous individuals led by a trained moderator can reveal community as well as individual values and prejudices, emotional intensity, points of controversy, and customary language used or “audience verbatims.”
2. **Interviews**—Interviewers can tease out both information and emotional reactions by interviewing influentials, key informants, or typical audience members. Open-ended questions, followup to responses, and in-depth pursuit of significant issues as gathered through interviews can provide a wealth of valuable qualitative information.



3. **Observation**—Whether in person or through videotapes or even audiotapes, observation can provide an immediate insight into the reaction of an audience or client to specific types of communication or to recommended products and behaviors. Reproductive health programs offer less opportunity for direct observation than childcare and family health programs, but the observation of clinical practices or direct observation of those attending events or performances can provide valuable feedback.
4. **Diaries**—These can be useful in literate societies or among literate professionals to record immediate day-by-day actions and reactions, to monitor ongoing activities, to capture a full history of events, and to understand better a PBC as it actually takes place over time.

● **Combination-Quantitative and Qualitative Evaluation**

Evaluations that are both convincing as to causal effects and useful for future programming combine quantitative and qualitative measures. Quantitative evaluations can determine how much change took place and even how much change can be specifically attributed to different communication interventions.

Qualitative evaluation is essential to frame the appropriate questions from which to derive quantitative data, to ensure the correct language so that the audience understands what is being asked, and to measure the intensity of emotions and certainty surrounding particular responses. Qualitative evaluation, above all, seeks to explore **why and how** change has taken place and to provide insights that can be useful in refining and improving future interventions. On the other hand, quantitative evaluation focuses on **how much** change has occurred.





## Step 4 Tailoring the Evaluation to the Specific Situation

On a theoretical level, the most useful evaluation will be tailored to the specific communication strategy and situation under consideration, which means it will reflect the conceptual behavior change model that was used to design the program initially; it will focus on the intended audience for the specific program; it will measure the extent of exposure to the various different media used in the program (whether radio, television, community meetings, IPC and counseling, or other channels of communication), and it will link findings closely to the objectives, positioning, and implementation of the program.

On a practical level, the design of the evaluation should be consistent with both the scope of the program and the availability of human, financial, and physical resources. A national multimedia program, which is the form taken by many strategic communication programs, calls for national surveys, selected service site statistics, and a combination of appropriate quantitative and qualitative measures from different areas. A small local intervention may benefit from an experimental/control design and may seek unobtrusive program measures rather than surveys to measure its impact. Basically, the scope of the evaluation must be consistent with the availability of budgetary resources. Evaluation costs can range from as little as 10 percent of a project size to, in rare cases, two or three times the size of the original project if research concerns are primary. Such evaluations can be misleading, however, if a weak, less costly intervention is evaluated through a strong research process. Results may often be negative. A general rule is that evaluation should amount to about 20 percent of project costs. Very small projects may justify no evaluation at all, since adequate resources are not available. Large projects justify a larger expenditure for evaluation, since the need for comprehensive feedback is greater.

## Step 5 Deciding Who Will Conduct the Evaluation

Perennial debates have occurred around the issue of whether evaluation should be performed in-house by researchers closely linked to the program designers or whether evaluation should be independent, carried out by external experts who have had little prior connection and no financial benefit from the program.

Whereas external evaluators lend an aura of authority and objectivity to an evaluation, the extensive knowledge and close connection between program objectives and evaluation designs suggests that evaluators should become intimately familiar not only with the program, but also with the environment and audience. Without working extremely closely with program staff, it is difficult for evaluators to ask the right questions, probe for the right interpretation, and make practical recommendations for project improvement.

Overall, therefore, a collaborative evaluation in which skilled evaluators work closely with program planners and managers but establish their own independent and rigorous scientific standards for measurement is the ideal situation. Moreover, in most countries because of language issues and because of the need to develop local expertise, data collection is carried out under contract by local market researchers or other survey firms. Such firms must recognize the value and integrity of the data, must respect rules for the protection of human subjects, and must carry out initial independent analyses. Their work, however, can be assisted and sometimes guided to a more sophisticated level with the assistance of researchers and evaluators who developed the original research design. Collaboration between implementers and researchers, with each party recognizing the separate and partially independent roles of the other, is the best combination to evaluate a strategic communication program.

## Step 6 Planning To Document and Disseminate Evaluation Results

The final stage for any evaluation should be a full documentation and report on the results. Evaluators who leave a few tables behind and do not write up or distribute results have not fulfilled their responsibilities. “Results” include insights and lessons learned in addition to data and tables. Since a program that is not evaluated and documented ceases to exist in the public mind after a very short time, this documentation is essential. A good evaluation should be clearly reported to at least three different audiences, each in appropriate ways:

- 1. To participants and the public**—Basic data can be shared orally with community leaders, all others involved in the program itself, and the general public. Data can be explained in local media, and brief summaries can be provided to all who worked on the program and, to the extent possible, to those exposed to the intervention.
- 2. To donors**—Whether government leaders, international agencies, or private foundations, donors are entitled to an honest and comprehensive report on the impact of projects that they have funded. Even where donors may appear busy and preoccupied, strategic communication programs have an obligation to present results. Presenting results can be done through meetings, to which national and local press are invited; through discussion groups, in which donors can participate; through reports that are released to the press; and through special media events particularly designed to call attention to evaluation results. Reports to donors should be accurate and clear and should give considerable attention to discussing not only the data, but also the implications of the data for future programming and other related activities.

**3. To the professional field**—For professionals in the communication field and in whatever substantive field may be involved, peer-reviewed articles, presentations at professional meetings, book chapters, and even textbooks are essential to document important findings. Results for the professional and/or academic field need to describe in detail both the nature of the strategic communication interventions carried out and the methodologies used to collect and analyze the evaluation data. Where communication strategies suggest new directions or alter previous concepts or understandings, such innovations should be clearly highlighted and well defended. Communication to peers in the field should provide sufficient information, so that others are encouraged and are able to replicate the program wherever circumstances warrant.

Strategic communication calls for strategic evaluation to be considered from the very beginning of the strategy design process. A strategic evaluation not only must include a full and adequate documentation of the process used, the objectives achieved, the impact, and where possible the cost-effectiveness of the program, but also guidelines and recommendations for improvement in future programs.

# References

Bertrand, J. T. & Escudero, G. (2002). *Compendium of indicators for evaluating reproductive health programs, MEASURE Evaluation Manual Series*. (Rep. No. 6).

Centers for Disease Control and Prevention (1999). *Framework for Program Evaluation in Public Health*.

The Johns Hopkins University Center for Communication Programs. (1999). Bolivia's Lilac Tent: A First in Health Promotion. *Communication Impact!*, 5.

The Johns Hopkins University Center for Communication Programs. (2001). *Charts and graphs*.

Figuroa, M. E., Kincaid, D. L., Rani, M., & Lewis, G. (2002). *Communication for social change: A framework for measuring the process and its outcomes*. The Rockefeller Foundation and Johns Hopkins Center for Communication Programs.

Kim, Y. M., Kols, A., Nyakauru, R., Marangwanda, C., & Chibatamoto, P. (2001). Promoting sexual responsibility among young people in Zimbabwe. *International Family Planning Perspectives*, 27(1), 11-19.

León, F. R., Monge, R., Zumarán, A., García, I., & Ríos, A. (2001). Length of counseling sessions and the amount of relevant information exchanged: A study in Peruvian clinics. *International Family Planning Perspectives* 27(1), 28-33 & 46.

Sudman, S. (1976). *Applied Sampling*. NY: Academic Press.



# Chapter 9

## Summary

**By the end of this summary, the reader will understand:**

- **The importance of staying on strategy.**
- **How to take the ‘Strategy Test’ for future programs**
- **Why it is so important to ask, ‘Why?’**

## Staying on Strategy

Congratulations. You have completed the crucial steps for designing a communication strategy. You have:

- Learned how to analyze the health situation, the audience data, and the communication environment, with an eye toward identifying the most important problems for you to address through communication.
- Learned how to segment potential audiences so that you can efficiently and effectively design communication activities to help change behavior.
- Learned the importance of setting SMART objectives.
- Reviewed potential strategic approaches until you have settled on one best suited for achieving these objectives.
- Developed a message brief to help guide creative professionals in designing messages that will be most receptive to audiences while achieving the objectives.
- Identified the most appropriate channels and tools for communicating with the intended audience.
- Created a management plan that maximizes each partner's capability in a coordinated way.
- Planned for evaluation activities to monitor and measure outcomes and to fine-tune future communication efforts.

What you have accomplished so far, however, is not the end of the process. It is just the beginning. Designing the strategy is the second stage of the "P" Process. The subsequent stages involve producing materials, implementing the strategy, working with professional firms, and monitoring the implemented communication effort. Although the actual implementation may not exactly mirror the strategic design detail by detail, the essence of the strategy should always be apparent in all activities and materials. This is called staying on strategy.

Staying on strategy means that when an opportunity arises that seems like a really good idea but may not be geared for the intended audiences, or help achieve the strategic objectives, or contain key benefits for the audience, or add to the long-term identity of the communication plan, then maybe the idea is not as good as it seemed.



This dilemma is common to many communication managers. Many good ideas and opportunities arise, and seizing the moment may often work to the program's advantage. Also, you don't want the strategy to be so rigid that you are unreceptive to any new idea that is not exactly part of the original strategy design. But not all of the opportunities that come your way fit the strategy well. A good measure of whether a new idea is worth pursuing is to give it the Strategy Test.

### The Strategy Test

New opportunities and ideas may come to your attention at times during the course of the effort. They can come from an outside source, such as the television producer in the example on this page. They can also come from your partners, other staff members, or yourself. The questions in table 9.1 on the following page constitute a simple test that you can use to measure the viability of a new idea or opportunity that comes to your attention once the strategy has been designed. The questions follow the "Communication Strategy Outline" that you first saw in the "Introduction" to this book. Answering the questions will help you ensure that everything developed and produced within the communication effort contributes to accomplishing the strategy.

#### Example

A television producer calls you and wants you to help produce a television serial drama for adolescent girls on better hygiene. It sounds like a great idea. It will reach young women and will be geared toward giving them sound advice in an area that may not be addressed anywhere else. The television program will cost \$70,000 to produce and air and will require three technical experts for approximately 6 months. Should you do it? The question to ask is, "Is it on strategy?" Have adolescent girls been identified as an important audience segment in the strategy design? Has poor hygiene been identified as a key problem? Will spending the \$70,000 to develop this television program and using the three technical experts take needed resources away from the ability to implement the strategic approach set forth in the communication effort? In other words, is it worth the trade-off between producing this new and innovative program and doing more of the work required to help accomplish the objectives set forth in the strategy?



**Table 9.1: The Strategy Test**



	Yes	No
<b>Situation Analysis</b>		
Does the proposed new idea help to solve the key problem?		
<b>Audience</b>		
Does the idea benefit the audiences identified in the strategy?		
<b>Objectives</b>		
Will the idea help to achieve the strategic objectives?		
<b>Strategic Approach</b>		
Is the idea in keeping with the strategic approach?		
Does the idea positively reinforce the long-term identity?		
Does the idea support the overall positioning?		
<b>Key Message Points</b>		
Will the idea enable the implementers to deliver the key message points?		
<b>Channels and Tools</b>		
Will the channels and tools for this idea effectively reach identified audiences?		
<b>Program Management</b>		
Is this idea realistic to implement?		
Are resources available to implement the idea?		
Can this idea be coordinated by organizations currently implementing other parts of the strategy?		
<b>Evaluation</b>		
Can you incorporate this idea into the communication effort evaluation?		
Does the idea match the indicators that you have already determined, or does it require a new set of indicators?		
<b>Results</b>		
Does the idea pass the Strategy Test?		

Ideally, there should be no “no” answers to the above questions. This criterion, however, may be unrealistic. If there is a “no” answer to one or more of the above questions, you may be able to change something about the new idea to get it on strategy.

Another part of the strategy is to test yourself as a reviewer.

### Why Ask “Why?”

A good strategy demonstrates not only what is being done, to whom, and how it will be done, but also why. All statements at every stage of a strategy should provide a clear rationale. Therefore, the most important question that a strategist can ask when developing or reviewing a communication strategy is, “Why?”

- Why is this the most important problem?
- Why are urban men ages 18–24 the primary audience?
- Why are you expecting to convince 25 percent of adolescents to visit health care clinics?
- Why are you designing a logo when all the partner organizations have their own logo?
- Why is it important to emphasize the friendliness of providers?
- Why use television when 70 percent of the households do not own television sets?
- Why produce newspaper ads when the intended audience does not read newspapers?
- Why do you need a poster?
- Why use community participatory activities when you are implementing a national program?
- Why evaluate all women when the intended audience is rural women ages 20–49?
- “WHY?”

You should ask “why?” at every step of the strategic communication development process and at every level of design. Asking “why?” ensures that everyone and everything stays on strategy.

#### Example

A donor has given your organization additional resources to reach a specially targeted audience segment that has not been identified in the communication effort. Through good formative research about this specified audience segment (understanding the audience problems and recognizing opportunities), you might be able to fold this segment into the strategic approach, use existing communication channels, and alter slightly existing message and materials. So, you can easily integrate this segment into the communication effort even if it is not part of the original strategic design and even if the effort is already in the implementation stage.



### **Strategy Summary Outline**

The final step in designing a communication strategy is to prepare an instant picture of the strategy that you and your team have developed. You obtain this picture by filling in worksheet 9.1, the “Communication Strategy Summary Outline.” Complete this outline by reviewing the summary worksheets that you prepared at the end of each chapter in this book. This exercise will provide you with a logical, well-thought-out, step-by-step approach to how your communication strategy will help solve the targeted health problem.

## Example 9.1: Communication Strategy Summary Outline Worksheet

### Example: Uganda:



<b>I. Situation Analysis</b>	
A. Purpose (Health situation that the program is trying to improve)	Reduce fertility rate in order to improve maternal and child health status
B. Key Health Issue (Behavior or change that needs to occur to improve the health situation.)	Unmet need for long-term or permanent methods (LTPM) of FP
C. Context (Strengths, Weaknesses, Opportunities, and Threats that affect the health situation)	Significant demands for services, radio widely available, trained providers. Limited knowledge about specific methods, limited availability of services
D. Gaps in information available to the program planners and to the audience that limit the program's ability to develop sound strategy. (These gaps will be addressed through research in preparation for executing the strategy.)	Needed more information about why usage rates for LTPMs were so low
E. Formative Research (New information that will address information gaps)	Identified client concerns, such as lack of awareness, fears and misconceptions about the methods, and service delivery issues, i.e., poor quality, unreliable, inaccessible services
<b>II. Communication Strategy</b>	
A. Audiences (Primary, secondary, and/or influencing audiences)	Primary—Men or women in DISH project areas who have decided to use an LTPM Secondary—Potential clients in same geographic area who want to delay pregnancy at least 3 years
B. Objectives	Between 12/2000 and 3/2002 to double the amount of CYPs provided via TL, vasectomy, and Norplant
C. Positioning and Long-Term Identity	One procedure protects you from pregnancy for up to 5 years (Norplant) or a lifetime. "These methods are safe and reliable ways for me to meet my reproductive goals."
D. Strategic Approach	Expand availability of LTPMs to new locations through new types of service delivery sites, by trained medical personnel and supported by mass media. Conduct community-based events and IPCs.
E. Key Message Points	(1) These LTPM methods are safe. (2) They are less expensive than others over the long run. (3) They are conveniently available near you. (4) Here is how they work. (Describe each method.)
F. Channels and Tools	Lead radio, then interpersonal, video, print, and supported by advertising, entertainment vehicles
<b>III. Management Considerations</b>	
A. Partner Roles and Responsibilities	DISH is the lead organization; partners are District Health Services, NGOs, and MOH. Partners are responsible for training CHWs, organizing doctor/nurse teams, and ensuring good quality of services.
B. Timeline for Strategy Implementation	Implementation occurs between 8/2001 and 9/2002
C. Budget	\$100,000 U.S.
<b>IV. Evaluation—Tracking Progress and Evaluating Impact</b>	
Service statistics, media monitoring, tracking survey	

## Worksheet 9.1: Communication Strategy Summary Outline



<b>I. Situation Analysis</b>	
A. Purpose (Health situation that the program is trying to improve)	
B. Key Health Issue (Behavior or change that needs to occur to improve the health situation)	
C. Context (SWOT that affect the health situation)	
D. Gaps in information available to the program planners and to the audience that limit the program's ability to develop sound strategy. (These gaps will be addressed through research in preparation for executing the strategy.)	
E. Formative Research (New information that will address information gaps)	
<b>II. Communication Strategy</b>	
A. Audiences (Primary, secondary, and/or influencing audiences)	
B. Objectives	
C. Positioning and Long-Term Identity	
D. Strategic Approach	
E. Key Message Points	
F. Channels and Tools	
<b>III. Management Considerations</b>	
A. Partner Roles and Responsibilities	
B. Timeline for Strategy Implementation	
C. Budget	
<b>IV. Evaluation—Tracking Progress and Evaluating Impact</b>	

## Strategy Review

Table 9.2 is a checklist to help you ensure that the communication strategy is completely integrated into the health program. As mentioned at the beginning of the book, strategic communication is the steering wheel that guides the rest of the health program. This checklist helps to ensure that the steering wheel is working successfully.

**Table 9.2: Checklist**

Subject	Degree of Integration	Score: 1 (lowest)– 10 (highest)
Objectives	Do the behavior change objectives fit with the program objectives?	
Program Integration	Do the communication activities fit well with other program functions, such as service delivery, logistics, policies, and staffing?	
Message Integration	Are the communication messages consistent with the availability, access, and cost (financial and psychological) of the service?	
Communication Mix Integration	Are the tools and channels being used to guide the audience through the PBC? Do they portray a consistent message?	
Message Design Integration	Is the message design consistent with the positioning of the product, service, or behavior?	
Management Integration	Are all internal and partner organizations working together in accordance with an agreed-upon plan and strategy with regular progress meetings?	
Financial Integration	Is the budget being used in the most efficient and effective way to ensure that economies of scale are achieved?	
<b>Level of Integration: Total (Total Possible Score: 70)</b>		



This checklist should help you determine how successful it will be to carry out the communication effort. The higher the score, the easier it will be to implement the strategy and the more effective the strategy should be in achieving objectives. If you achieve a middle range, it may mean that there are areas that require attention before the communication effort can be implemented, unless part of your strategy is to increase audience demand to help improve these weaker areas.

Using your scores as a basis, you and your team should decide what you need to improve before going forward with the implementation.

### **Conclusion**

Strategy development is an ongoing process. Changes in the political environment or communication arena may have significant implications for the strategic approach. Think of your communication strategy as a “working document” that evolves based on audience, environment, and communication factors. Review your strategy at least once a year to ensure the viability and appropriateness of the factors that originally determined the strategy.

A great deal of thought and hard work goes into helping to fulfill a vision. The immediate benefit is working within a team, helping to orchestrate an effort that takes many partners, reaches many people, and, when done well, plays an integral role in changing behavior. In the long term, just like the work of our friend the architect, strategic planning is an important step in helping to fulfill the vision. In his case, it is seeing the completion of a building that encloses space for educating children that is safe, easily accessible, and pleasant. In your case, it is knowing that your strategic design is contributing to a health program that will help make society healthier and safer.







# Appendices

---

# Appendix 2

---

## Case Studies

Uganda's DISH Project:  
A Case Study of an Integrated Communication  
Strategy

### **Table of Contents**

- I. Background Information**
- II. The DISH Integrated Communication Strategy**
- III. Management Considerations**
- IV. Evaluation and Continuity Issues**

## I. Background Information

### A. The DISH Project's Goal and Purpose

The DISH project, in partnership with the Uganda Ministry of Health (MOH) and the District Health Services of 12 participating districts, embarked on a multiphased initiative to improve the health and well-being of men, women, and children in Uganda. The goal of the DISH project was to reduce TFRs and the incidence of HIV infection by increasing the availability and utilization of integrated reproductive, maternal, and child health services by both public and private service providers. The project initially focused on FP and HIV/AIDS prevention—core issues with which project planners had the most experience and a strong research base. As the project unfolded, it highlighted additional, related family health topics.

The DISH project began its first 5-year phase in 1994 and its second 3-year phase in 1999. DISH II built on the successes achieved during the first 5 years of DISH I and continued to work with the Ministry of Health and District Health Services to promote improved quality, availability, and utilization of reproductive, maternal, and child health services and to improve public health attitudes, knowledge, and practices.



The DISH project featured a series of strategically designed, interrelated behavior change communication campaigns on various reproductive, maternal, and child health topics. The campaigns directed potential clients to health facilities for information and services and encouraged changes in individual health attitudes and behavior. These communication campaigns were designed to promote, complement, and reinforce simultaneous DISH project components to train nurses and midwives to provide integrated maternal, child, and reproductive health services (clients can get a full range of services during the same visit, often from the same health worker); train doctors and medical assistants in the syndromic management of STDs; expand HIV counseling and testing services; and provide training in logistics and management information systems.

This case study discusses the development of the overall communication strategy that guided the DISH communication campaigns. DISH was administered by Pathfinder International. Collaborating partners were the JHU/CCP, the University of North Carolina Program in International Training in Health (INTRAH), and E. Petrich and Associates. The project was funded by the U.S. Agency for International Development.

### ***B. Defining the Health Problems***

Almost half of the Ugandan population is under 15 years of age, with total fertility averaging about 7 children (Uganda Ministry of Finance and Economic Planning and Macro International, 1995; Uganda Demographic and Health Survey, 1996b). Fertility rates have stayed stable for the last 15 years. “A tradition of early child-bearing has led both to a young population and to high fertility; 60 percent of Ugandan women have their first babies before they are 20 years old” (Uganda Ministry of Health and Institute for Resource Development (IRD)/Macro Systems, Inc., 1988/1989; Uganda Demographic and Health Survey, 1989). Modern contraceptive use is low, with a 2.5 percent prevalence, and birth intervals are short, with about half less than 2 years apart.

In addition to its high fertility rate, Uganda has one of the highest rates of HIV in the world. When the DISH project was initiated, as many as 1.5 million people were HIV positive, perhaps 1 in 5, with substantially more young women infected than men. Surveillance at some urban clinics suggested infection rates ranging from 7.5 percent in small towns to around 30 percent in Kampala and highly endemic areas of the southwest.

Widely believed to be cofactors in the transmission of AIDS, STDs were and still remain ubiquitous in Uganda. A 1990 review revealed that 19 percent of more than 108,000 outpatient visits were STD-related. In 1991, 26 hospitals reported more than 254,000 cases of STDs, about 60 percent of which were thought to be syphilis and gonorrhea. Fifteen to 25 percent of women attending routine antenatal care in sentinel surveillance sites were infected with syphilis.

In 1995, the maternal mortality ratio in Uganda was one of the highest in the world at approximately 550 deaths per 100,000 live births. More than two-thirds of deliveries took place outside health facilities without assistance from a qualified health worker. In addition, in 1995 about one-third of Ugandan children were stunted by the age of 3 years. Although breastfeeding was ubiquitous, most mothers introduced fluids or other solids before the recommended 4–6 months.

### **C. Context: SWOT**

Against this backdrop, the DISH project defined its goal as reducing the incidence of HIV and other STDs, increasing the prevalence of modern contraceptives, and improving care before, during, and after childbirth (Promoting reproductive health in Uganda: Evaluation of a National IEC program, 1996a). As with other integrated communication campaigns, preliminary planning began with an analysis of Strengths, Weaknesses, Opportunities, and Threats—also known as a SWOT analysis. Conducting a SWOT review can provide information about and insights into existing resources and information, potential weaknesses that could undermine the campaign if not addressed, threats or barriers to success that must be addressed in program development, and campaign opportunities. Through a SWOT analysis, for instance, project planners may identify ways to build on successes in similar, earlier campaigns, discover the types of critically needed services and information that clients most want, or identify current networks or partnerships that can contribute to the program's reach or effectiveness.

#### **1. Strengths**

While DISH required addressing multiple issues, it was able to build on the experience and knowledge gained from previous FP programs. Uganda initiated FP activities in 1957, with the establishment of the Family Planning Association of Uganda (FPAU), an affiliate of the International Planned Parenthood Federation.

In 1987, the Government of Uganda established a population secretariat as part of the Ministry of Planning and Economic Development. In addition, more than 30 multilateral and bilateral donors and international NGOs supported health and population activities of various sizes and scope in Uganda.

There was also a precedent of communication program success in the reproductive health arena. Prior to the DISH project, the MOH carried out a project to increase the use of modern FP methods among married couples in urban areas of eastern, central, and southwestern Uganda. The multimedia effort entailed the development and widespread dissemination of IEC materials.

Survey data gathered in a precampaign and postcampaign household survey showed that the campaign had reached the majority of respondents and had influenced the behavior of many audience members. More than half of the population could identify the Yellow Flower symbol, which represented FP nationally. HIV/AIDS communication efforts were also widespread, and most adults knew the modes of transmission and consequences of HIV/AIDS. The HIV prevalence rates had already begun to decline at the start of the DISH project.

## **2. Weaknesses**

In the communication area, there was a general lack of quality IEC materials for staff to use to promote FP, to explain the various FP methods to clients, and to share with AIDS clients in counseling. HIV/AIDS messages predominantly instilled the fear of AIDS and offered only abstinence and faithfulness as solutions; neither of which were practical for adolescents.

FP services were limited mostly to urban areas, but more than 80 percent of the population resided in rural areas. Many providers were poorly informed, provided incorrect information about FP, and did not discuss HIV/AIDS prevention with their clients. The health infrastructure required to support a broad behavior change communication campaign was weak.

Uganda's health provider network was characterized in many areas, especially rural areas, by limited availability of health services, inadequately trained personnel in the areas of FP and maternal health (MH), and shortages of trained staff, drugs, laboratories, supplies, and related equipment for STD services. Moreover, MH, STD, and FP services were not generally provided in an integrated fashion, and limited planning and management capability thwarted efforts to anticipate client needs and deliver services accordingly.

### **3. Opportunities**

Despite the low level of contraceptive use in Uganda, the UDHS indicated that the potential need for FP was great. While 39 percent of currently married women wanted another child within 2 years, 33 percent wanted to space their pregnancies for at least 2 years, and another 19 percent wanted no more children. “This [meant] that 52 percent of currently married women in the surveyed area may require FP services either to limit or space their births. Furthermore, 35 percent of the women who had a birth in the 12 months prior to the survey indicated that their last birth was either unwanted or mistimed” (Uganda Ministry of Health and IRD/Macro Systems, Inc., 1988/1989: Uganda Demographic and Health Survey, 1989).

Studies indicated a generally positive attitude towards FP among women who knew about FP. “Seventy-one percent of currently married women knowing about FP approve of FP use by couples. Only 26 percent of married women think that their husband approves of FP use by couples. One-third of women do not know their husbands attitudes” (Uganda Ministry of Health and IRD/Macro Systems, Inc., 1988/1989: Uganda Demographic and Health Survey, 1989). In the Uganda baseline survey, “over 90 percent of respondents agreed that FP has positive impacts on mother’s health, children’s education, the family’s standard of living, and society at large” (Kiragu, Nyonyintono, Sengendo, & Lettenmaier, 1993).

At the start of the DISH project, AIDS was almost universally known, there was already a large condom social marketing program in place, a STD reference laboratory had been established, and the MOH had developed protocols and guidelines for syndromic STD management. The Government was also very supportive of HIV/AIDS/STD prevention efforts.

### **4. Threats or Barriers**

There were serious barriers to contraceptive use and safe sex practices in Uganda. As of 1994, the dominant television and radio stations, which were controlled by the Government, would not allow contraceptive product promotion. In addition, there was strong opposition to condom use by the religious community.

Contraceptive use in Uganda was low. DHS indicated, “Only 6 percent of all women and 5 percent of currently married women reported using a contraceptive method at the time of the interview . . . 21 percent of all women and 22 percent of currently married women have used a method at some point in their lives” (Uganda Ministry of Health and IRD/Macro Systems, Inc., 1988/1989: Uganda Demographic and Health Survey, 1989).

The most common reasons for nonuse of contraception cited by women who were exposed to the risk of pregnancy but did not want to get pregnant immediately are fear of side effects, prohibition by religion, lack of knowledge, and disapproval by partner. There was also a lack of knowledge about modern contraceptive methods, and many women did not know where to obtain contraceptives. Low rates of contraceptive use may also be related to the belief by many women that a large family is the ideal—“sixty percent of women report 6 or more children as the ideal number” (Uganda Ministry of Health and IRD/Macro Systems, Inc., 1988/1989: Uganda Demographic and Health Survey, 1989).

Polygyny is still a common practice in Uganda, with 33 percent of currently married women reporting that their husband has other wives. However, “the relationship between polygyny and fertility is not straightforward. There is a tendency for women in polygynous unions to compete with co-wives in number of children, so as to have the largest share of family property. In this respect, the desire to have as many sons as possible is likely, and polygyny may be one of the factors that sustains high fertility” (Uganda Ministry of Health and IRD/Macro Systems, Inc., 1988/1989: Uganda Demographic and Health Survey, 1989).

Barriers to adopting safe sex practices and to seeking diagnosis and treatment of STDs include inadequate knowledge about maternal-fetal HIV transmission, misperceptions of personal risk, negative attitudes towards condoms, and absence of perceived community support for condom use. In addition, youth had a fatalistic attitude toward HIV/AIDS, believing that there was little that they could do to protect themselves.





### Chart A2.1: Focus Group and In-Depth Interview Findings and Campaign Message Recommendations-1995

**Audience:** Married men and women who do not use modern FP methods but do not want to become pregnant now

- Respondents relied most heavily on the safe period to prevent pregnancy. However, they had an incomplete understanding of when the safe period was.

**Recommendation:** Since birth spacing is already practiced through use of the safe period, promote FP as “an easier way to space your births.”

- Most of the nonusers were aware of what modern methods are available but had little in-depth knowledge about any of the methods.

**Recommendation:** Find every opportunity to provide details about how the methods work, their reliability, and safety.

- Most of the nonusers had heard mostly negative things about modern methods.

**Recommendation:** Dispel rumors and misinformation about the modern methods through testimonials by satisfied users, statements by medical experts and other authorities, and presenting correct information about the various methods.

- Most nonusers felt that there was a complete lack of community support for using modern methods.

**Recommendation:** Build links between nonusers and those who support the use of modern contraceptives: satisfied users, educated youth, and health care workers.

- Most of the couples had talked about HIV/AIDS in impersonal terms. When they got to the issue of condom use and faithfulness in their own marriages, however, talking became difficult.

**Recommendation:** Model husband and wife communication in which the difficult issues of personal behavior change are confronted.

- Knowledge, attitudes, and practices concerning FP and HIV/AIDS differed greatly among married women, married men, and unmarried youth.

**Recommendation:** Design separate messages for unmarried youth, married women, and married men.

(continued)

### D. Gaps

DISH project designers faced significant gaps in knowledge about how men and women make reproductive health decisions throughout Uganda as well as other African nations.

Research was needed into how reproductive decisions and their outcomes are negotiated within sexual unions. Little was known about how a woman’s life circumstances may affect her achievement of reproductive and health goals or what types of roles men play in reproductive decisions (Blanc et al., 1996).

“Relatively little is known about the processes by which decisions about reproductive matters are made. While both partners in a sexual union may express the same fertility preferences . . . survey data do not indicate what factors may influence fertility preferences . . . which partner’s preferences carried the greatest weight, and to what extent other people influenced the decision” (Blanc et al., 1996).

Additional research was needed into how the position of women influenced their ability to negotiate the outcomes that they desired. In settings where HIV/AIDS is prevalent, social norms “and their relationship to reproduction—and particularly to the use of condoms—are complex and evolving. Explicit consideration of gender inequality is thus an important component of the study of reproductive outcomes” (Blanc et al., 1996).

Little information about adolescent sexual practices, beliefs, and knowledge was available. There was also a lack of understanding about reasons for poor utilization of MH services and about the quality of reproductive health, MH, and FP services.

### 1. Formative Research

Formative research prior to the DISH project development involved the review of existing qualitative and quantitative research findings. In addition, each individual campaign developed for the DISH project included audience research to determine attitudes, knowledge, concerns, and beliefs related to a wide variety of reproductive health issues (Family Planning Association of Uganda (FPAU), 1992).

Available quantitative research used to develop the program included at least two surveys: UDHS 1988/1989 and Uganda Baseline Survey: Key Findings 1993. The former survey provided data on the background characteristics of survey respondents, marriage and exposure to the risk of pregnancy, current fertility levels and trends, contraceptive knowledge and use, fertility preferences, and mortality and health. The latter survey provided information on knowledge, attitudes, and beliefs about family size; knowledge of FP methods; use of FP; attitudes and approval of FP; sources of FP information; and exposure to mass media. The data from these two quantitative surveys, as well as data from the 1995 DHS, are used throughout this case study.

In 1995, formative research was conducted through focus groups and in-depth interviews in six districts in Uganda. This qualitative research examined current knowledge, beliefs, and practices concerning HIV/AIDS and FP among men and women ages 15–35. The results were used in formulating the DISH Integrated Communication Strategy.

The research objectives were to:

- Learn what motivated current FP users to adopt modern methods.
- Identify myths and misconceptions about FP and HIV/AIDS.
- Determine the barriers to discussion between partners regarding FP, HIV/AIDS, and condom use.
- Explore the reasons why people are not using modern FP methods despite their desire to delay or stop childbearing.

Key findings from this research are summarized in chart A2.1 (Glass, Gamurorwa, Loganathan, & Lettenmaier, 1995).

(continued)

#### **Chart A2.1: Focus Group and In-Depth Interview Findings and Campaign Message Recommendations-1995**

**Audience:** Married men and women who currently use modern FP methods

- Most of the men thought that they had controlled the entire process of FP decisionmaking.

**Recommendation:** Men's statements and photos need to be included in FP materials, even if they are designed for women.

- Most of the users were spokespeople for FP in their communities.

**Recommendation:** Use testimonials by satisfied users to convince others.

- Users were tenacious in their commitment to FP. They all had experienced some challenges (side effects or adverse community opinion) and had persevered.

**Recommendation:** Be honest in print materials and counseling about the potential temporary adverse effects of modern methods—it will not deter people from using these methods.

- For both male and female users, the reasons for their use had to do mostly with economic issues. Women also mentioned health reasons behind their decisions to use.

**Recommendation:** Use economic messages in promoting male motivation and both economic and health messages when reaching women.

(continued)

(continued)

**Chart A2.1: Focus Group and In-Depth Interview Findings and Campaign Message Recommendations—1995**

**Audience:** Unmarried Youth

- More than one sexual partner was the norm, and most felt that the different partners could serve different purposes.

**Recommendation:** Show adolescents that they are putting themselves at risk for HIV/AIDS by having more than one sexual partner at a time or by changing partners frequently.

- Most of the youth knew that they were at risk for AIDS, but they did not feel that they could do anything about it.

**Recommendation:** Design messages to convince youth that they can do something to protect themselves from HIV/AIDS, rather than convincing them that they are at risk.

- Peer pressure to have sex in this age group was overwhelming.

**Recommendation:** Communication should help adolescents to resist peer pressure and to decide for themselves.

- The only modern methods of FP that adolescent respondents had used were pills or condoms. They had very little knowledge about other methods.

**Recommendation:** Develop materials that explain the variety of FP methods available in Uganda.

## II. The DISH Integrated Communication Strategy

### A. Background

The original objective of the IEC component of the DISH I project was to increase the utilization of basic reproductive health services and to encourage personal behavior that improves personal health. The IEC component worked hand in hand with the training and service delivery components under which health services were offered. At the beginning of the project, FP services were already available in about 50 percent of health facilities in the project area.

In 1995, DISH project planners held a strategy design workshop with representatives from organizations active in reproductive health and with District Health Services personnel from the DISH I project districts. During that workshop, participants reviewed research in Uganda about reproductive health topics, including MH, FP, HIV/AIDS, and other STDs.

Based on that meeting and the overall objectives of the IEC component of DISH (see chart A2.2), they developed a 5-year IEC message strategy. They decided that it would not be possible to produce materials and activities about all five topics simultaneously; instead, messages and topics would be added in stages.

### B. Intended Audience

The DISH project launched a total of seven campaigns between 1995 and 1999. (See table A2.1 for an overview of the DISH project Integrated Communication Campaigns 1995–1999.)

Persons 12–45 years old residing in the 10 DISH districts, both rural and urban, regardless of their level of education, were the intended audience for DISH messages. Each DISH campaign sought to communicate with a segment of the target audience most likely to need and be receptive to the campaign's messages. During the 5-year DISH project, communication campaigns targeted the following audience segments:

- **HIV/AIDS Prevention for Youth:** Males ages 15–19
- **FP:** Women ages 18–35 in rural areas who were nonusers of modern FP but did not want children right away
- **Family Health Logo:** All IEC segments
- **Maternal Health:** Sexually active women ages 16–35 in rural areas who did not plan to attend antenatal care clinics at least 3 times during pregnancy
- **Sexually Transmitted Diseases:** Men ages 18–35 in both rural and urban areas in stable sexual relationships who also had other partners but did not consistently use condoms
- **HIV Counseling and Testing:** Men living in rural areas who were in sexual relationships and had not had an HIV test
- **Breastfeeding and Infant Nutrition:** Rural mothers ages 18–35

The campaigns were designed to be implemented in three stages: first promoting existing FP services and addressing HIV/AIDS prevention among youth; next focusing on STDs and MH services, to coincide with training activities and to enhance the provision of these services; and then promoting HIV testing and counseling services as they became more widely available. At each stage, the team would design specific research-based strategies and media and materials plans. While each stage focused on a different service or issue, it simultaneously promoted the issues of the previous campaign. At any one time since 1997, as many as four separate communication campaigns were going on simultaneously. (See chart A2.4, Communication Impact, October 1999, Number 6.)

### ***C. Overarching Campaign Themes and Concepts***

The DISH project initially promoted FP services at the sign of the Yellow Flower logo, a well-established symbol for FP. In 1997, the project assisted the MOH in designing, distributing, and publicizing the rainbow-over-the-yellow-flower symbol to identify health facilities offering a full range of family health services, including FP, antenatal and postnatal care, immunizations, STD management, and HIV counseling. An important factor behind the design of the family health logo was the indication that a facility offered STD treatment, as well as other family services, so that clients seeking STD treatment did not feel stigmatized. All materials developed advised couples to visit health facilities with the Yellow Flower or rainbow over the Yellow Flower, for information and services (Katende, Bessinger, Gupta, Knight, & Lettenmaier, 2000).





### Example

For instance, for the STD campaign, the audience would hear something like, *You can avoid HIV infection by properly treating STDs. It's as easy as 1–2–3—Stop, Treat, and Destroy.*

1. If you have an STD, STOP having sex, or use a condom while on treatment.
2. TREAT yourself as well as all your sexual partners at a health facility with the rainbow symbol.
3. DESTROY the disease completely by completing all your medication, even if symptoms have disappeared.

For more information, visit a health facility where you see the logo.



### Example

For the MH campaign, the concept was “To Have a Healthy Baby, Have a Healthy Pregnancy.” It’s as easy as 1–2–3:

1. Visit a health facility for antenatal care as soon as you know that you are pregnant.
2. Go at least three times for antenatal care.
3. Return to the health facility if you have any problems.

For antenatal care, visit any health facility with the rainbow over the Yellow Flower.

Reinforcing the visual identity of the family health logo was the slogan “Family Health Made Easy,” promoting the campaign’s promise that those who go to a facility that displayed the family health logo would receive a variety of family health services from trained providers.

In addition to the logo, the project developed a creative concept to link the various campaigns together. The creative concept was, “It’s easy. 1–2–3.”

### D. Strategic Approach and Timeline for Strategy Implementation

The overall objectives of the project are summarized in Chart A2.2.

### Chart A2.2: Overall IEC Objectives

#### IEC campaigns implemented under the project will communicate

The benefits of FP and breastfeeding, including the noncontraceptive benefits of each (e.g., effects on maternal and child health and the economic advantages of smaller families)

Basic information on various FP methods, including the differences between temporary, longer acting, and permanent methods and the pros and cons of each method

Information to dispel rumors and misconceptions related to FP

The importance of spousal communication regarding FP

The importance of antenatal and postnatal care and of deliveries assisted by trained personnel

The possibility of transmitting HIV from mother to child perinatally (The nature of transmission among adults is widely known.)

Basic information on STDs and their symptoms, consequences (including the link between STDs and HIV), treatment, and prevention

The benefits of HIV testing and counseling

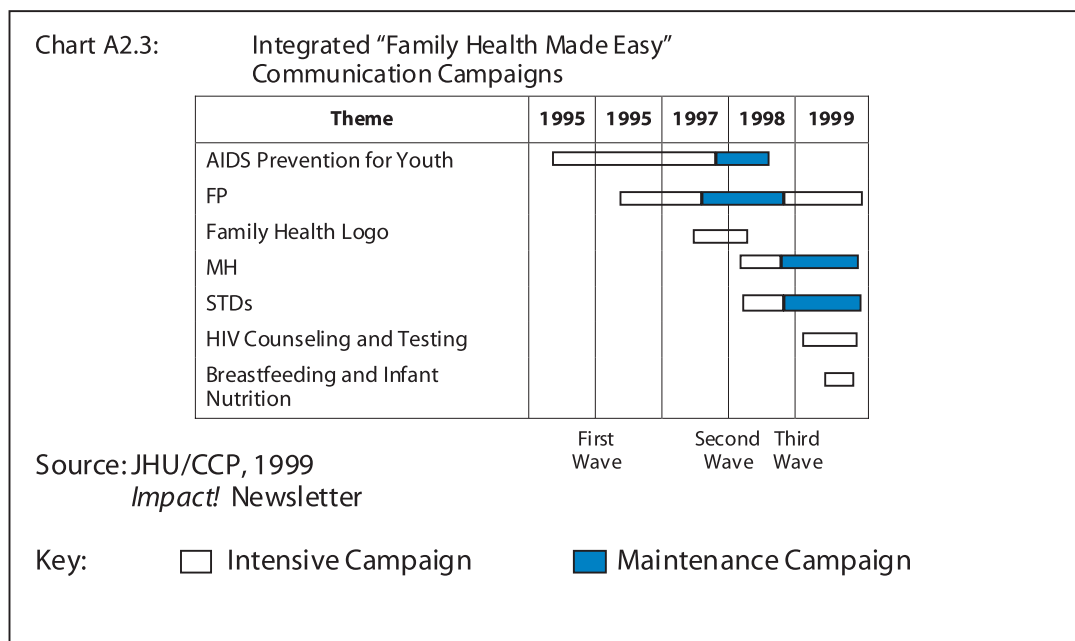
Where to go for services, including HIV testing/counseling, and the promotion of service providers trained under the project

The timeline for implementing the strategy unfolded in 3 stages over a period of 5 years:

**Stage I (Years 1 and 2).** FP services were already available, and the Yellow Flower logo was already established. HIV was a serious problem, and prevention did not depend on improved services. Thus, the two topics of FP and HIV were introduced during the first stage while training, renovations, and equipment procurement were underway.

**Stage 2 (Years 3 and 4).** It was anticipated that training, equipping, and renovating facilities would have progressed enough to make STD and MH services more widely available by the third year. So it was decided to add messages directing people to these services during the second stage.

**Stage 3 (Year 5).** HIV testing and counseling were not available in all 10 districts until the final year of the project. It was thus decided to add messages directing people to facilities and services for HIV-related health issues during the third phase.



### **E. Key Promise/Benefit**

If you are informed and educated about healthy reproductive and sexual behavior and utilize Integrated Health Services, you can have better health.

#### **1. Support Points**

You can have better health by:

##### **STAGE 1: Practicing Safer Sex to Prevent AIDS**

- Condoms
- Abstinence
- Delaying sex
- Remaining faithful to one partner
- Nonpenetrative sex

##### **STAGE 1: Using modern FP methods to avoid unwanted pregnancies**

- Safe
- Effective
- Reliable
- Widely available where you see the Yellow Flower

##### **STAGE 2: Having STDs properly diagnosed and treated**

- Location of services
- Dispelling misconceptions

##### **STAGE 2: Adopting appropriate health care before, during, and after pregnancy**

- Antenatal care
- Delivery assistance
- Postnatal care
- Location of services

##### **STAGE 3: Learning your HIV serostatus and acting responsibly**

Positioning: Convenience.

### ***F. Campaign Channels and Tools***

The campaigns included a mix of mass media, community-based, and interpersonal channels. Mass media used included television, radio (such as the weekly “Choices” radio program, which won the 1998 Global Media Award for Best Radio Program on Population Issues), and print. Community activities included drama performances, video shows, village meetings, soccer matches, special World Cup promotions during the event (June–July 1998), and bicycle rallies. Interpersonal channels included training; client counseling materials, such as flip charts and cue cards; and Group Africa experiential marketing road shows. All materials were produced in three or four different languages for the different audiences.

## **III. Management Considerations**

### ***A. Partner Roles and Responsibilities***

DISH I was administered by Pathfinder International in close collaboration with the Ugandan Government’s MOH. Collaborating partners were the JHU/CCP, INTRAH, and E. Petrich and Associates. Responsibilities of partners were as follows:

- Pathfinder International: Project management, monitoring, and evaluation; health management and information systems (HMIS); contraceptive logistics support; and community-based programs
- JHU/CCP: IEC
- INTRAH: Training and clinical services
- E. Petrich and Associates: Health financing

District-level IEC campaign plans were designed and implemented by the District Health Services, in collaboration with NGOs, community-based organizations, and other Government departments active in each district. The District Health Educators (DHEs) were the overall coordinators of the district campaign plans. DISH I provided grants to each District Health Service to implement the activities in its plans.

Implementation was carried out by a District Action Committee formed by the DHE and comprised of representatives from various organizations and departments active in health activities in the district. DISH project IEC coordinators provided technical assistance to the District Action Committees and DHEs to design and implement their action plans and provided the supportive print and audiovisual materials for use during their activities.



### **B. Budget Parameters**

The DISH project was funded by the U.S. Agency for International Development. Innovative administrative mechanisms were developed to place responsibility for funds management and much decisionmaking at the district level. These funds helped defray the cost of local district community mobilization activities. This decentralization of project management through the empowerment of district-level personnel resulted in a strong sense of project ownership and active support by the local population. At the same time, financial resources were used centrally to develop nationally distributed media products for print, radio, and television.

## **IV. Evaluation and Continuity Issues**

### **A. Monitoring Progress and Evaluating Impact**

The project monitored and evaluated the impact of counseling and IEC on knowledge, attitudes, and practices and used this information to improve district-level IEC interventions. IEC monitoring built on the DISH project Management Information System. Midterm and final evaluations examined sources of clients referred for MH, FP, STD, and HIV services as well as examining time-series analyses of client visits to DISH centers before, during, and after campaign interventions.

DISH designed campaign monitoring and evaluation plans for each campaign, in addition to the periodic community- and facility-based surveys and DHS. Most of these evaluations involved client exit or entry interviews at a sample of health facilities. For the “Safe Sex or AIDS” campaign for youth, baseline and intervention surveys were conducted with youth to evaluate exposure and impact. For the FP, MH, STD, family health logo, and HIV campaigns, interviews were conducted with FP, antenatal, STD, and HIV clients at selected facilities during the campaign to determine their exposure to campaign interventions and their reactions to campaign messages and materials. Small-scale studies were also conducted to measure the impact of specific interventions, such as the “Choices” and “Straight Talk” radio programs and the video “Time To Care: The Dilemma.”

### **1. Results**

The Uganda DISH Evaluation Surveys in 1999 collected information to assess the reproductive health situation in DISH districts and the effectiveness of DISH project activities. “The 1999 DISH Evaluation Survey gathered information from

1,766 women ages 15–49, 1,057 men ages 15–54, and 292 health facilities and 186 pharmacies and drug stores in 11 of the 12 districts in Uganda served by the DISH project, covering 30 percent of Uganda’s population” (Katende et al., 2000).

The evaluation survey found that from 1995 to 1999, media exposure to FP IEC messages increased significantly for men and women. By 1999, the majority of men and women had heard radio advertisements about FP, antenatal care, exclusive breastfeeding, STD prevention, and HIV testing and counseling. In 1999, three-quarters of men and women reported exposure to the Yellow Flower FP logo and the rainbow-over-the-Yellow-Flower family health logo (Katende et al., 2000).

During the same time period, survey respondents reported a marked increase in the use of modern contraception. Survey data presented a strong and consistent association between women’s and men’s exposure to DISH-sponsored FP IEC messages and increased use of modern contraceptives. In addition, between 1995 and 1999, the proportion of men and women not already practicing FP who intended to use a modern contraceptive in the next 12 months increased significantly (Katende et al., 2000).

Survey data also found that exposure to other family health topics led to increased knowledge. During the first 4 years of the DISH project, there were significant increases for men and women in knowledge about use of condoms for STD and HIV prevention. Between 1997 and 1999, a significant increase in men’s and women’s knowledge of a place to obtain STD treatment occurred. In addition, a significant increase in the proportion of men and women ever tested for HIV occurred between 1997 and 1999. Among those not yet tested for HIV, nearly two-thirds of men and women expressed a desire to be tested in 1999 (Katende et al., 2000).

DISH IEC activities also appeared positively associated with increased knowledge of pregnancy complications among men and women in 1999. In addition, between 1997 and 1999, the proportion of mothers who could name at least three of four obstetric complications increased significantly. In 1999, the majority of men and women surveyed also reported hearing messages about child nutrition and

breastfeeding. Based on 1999 data, women's knowledge of 6 months as the ideal duration for exclusive breastfeeding appeared significantly associated with DISH IEC activities (Katende et al., 2000).

Some of the key findings and recommendations can be found in chart A2.1.

### ***B. Five-Year Message Strategy***

Since 1995, the DISH project has launched multimedia campaigns on various health topics. The project implemented two campaigns between 1995 and 1997—one promoting FP services at the sign of the Yellow Flower logo and a simultaneous “Safer Sex or AIDS” campaign which encouraged safer sex practices among youth to prevent HIV transmissions. In 1997, the project developed the rainbow-over-the-Yellow-Flower symbol to identify health facilities providing integrated family health services.

With the new symbol in place, the project launched two new campaigns in 1998 directing couples to the rainbow logo for antenatal care and STD treatment. The MH campaign promoted early and repeated antenatal care during pregnancy and recognition of four warning signs of serious obstetric problems. The STD campaign educated men to treat STDs properly. Both campaigns were launched in March 1998 and were at their highest level of intensity with both community-based and mass media messages until November 1998, when all but the radio spots were discontinued.

In March 1999, the DISH project introduced two new campaigns—one promoting newly established HIV counseling and testing services and the other renewing efforts to increase contraceptive use. Both campaigns employed a combination of community-level, print, and electronic media.

In June 1999, the project launched a final campaign promoting exclusive breastfeeding for the first 6 months of life and the appropriate introduction of complementary foods thereafter. Messages were disseminated through radio and print materials.

**Table A2.1: Overview of DISH Project Integrated Communications Campaign, 1995-1999**

Campaign	Objective	Audience	Key Campaign Promise	Messages and Support Points	District Channels and Activities	Campaign Materials
<b>HIV/AIDS Prevention for Youth</b>	Increase the number of people in the target audience who consistently practice safer sex, including delaying first sex, abstinence, reducing the number of sexual partners, nonpenetrative sex, and using condoms.	Primary audience: Males ages 15-19  Secondary audience: Females ages 12-19	You can avoid becoming HIV positive if you practice safer sex.	<ol style="list-style-type: none"> <li>1. Abstain from sex.</li> <li>2. Use condoms.</li> <li>3. Be faithful to one partner.</li> <li>4. Have nonpenetrative sex.</li> <li>5. Delay sex.</li> <li>6. Resist peer pressure.</li> </ol>	Sensitization meetings  Drama contests and tours  Bicycle rallies  Rap music contest  Formation of school anti-AIDS clubs in one district  Matter-of-fact quiz shows	Radio spots and jingle  "Straight Talk" radio programs  "Straight Talk" newsletters  Posters  "Hits for Hope" music contest  Cassette music video: "More Time" video in vernacular
<b>FP</b>	Dispel myths and misconceptions about modern FP methods, and direct the intended audience to service delivery areas in the 10 DISH districts.	All women ages 18-35 years, who are nonusers of modern FP but do not want children now and live in rural areas of the DISH districts regardless of educational level	You will have increased peace of mind by using FP methods, which are all safe, effective, and widely available.	<ol style="list-style-type: none"> <li>1. FP can reduce burdens, uncertainty, and anxiety in the home and can provide more time for better family relationships.</li> <li>2. Modern FP methods are safe and are used by thousands of Ugandan women everyday.</li> <li>3. Modern FP methods are approved and recommended by the Uganda MOH.</li> <li>4. The many different modern FP methods available in Uganda are more than 96 percent effective.</li> <li>5. Satisfied FP users readily provide testimonials and endorsements of modern FP methods.</li> <li>6. With temporary FP methods, you can have normal healthy children again when you want them.</li> <li>7. These FP services are widely available from trustworthy service providers who are being trained for a high quality of care.</li> <li>8. FP services are available at more than 700 sites throughout Uganda where you see the Yellow Flower.</li> </ol>	Kezia's choice drama tours  Song competitions  Video shows  Family health fairs  Campaign launches  "Iraka rya Masindei" radio program  Market fairs  Kasese radio program  Nakasongola radio program  "Twomebeke Eiyanga"	Radio spots  "Choices" radio programs  "Top Health" radio talk show  Six FP methods video  "Time To Care: A Question of Children" video  "Health Matters" newsletters  FP logo signboards  Billboards  Posters  Flip chart  DISH/Top Radio Program

**Table A2.1: Overview of DISH Project Integrated Communications Campaign, 1995-1999 (continued)**

Campaign	Objective	Audience	Key Campaign Promise	Messages and Support Points	District Channels and Activities	Campaign Materials
<b>Family Health Logo</b>	Familiarize at least 50 percent of men and women with the reproductive health symbol, so that they recognize the logo and know its meaning.	All IEC-targeted subgroups		<ol style="list-style-type: none"> <li>1. Facilities that display the reproductive health logo offer a number of important health services all under one roof.</li> <li>2. Facilities that display the reproductive health logo offer improved health services.</li> </ol>	<p>Approximately 1,000 health facilities display the logo.</p> <p>Launching ceremonies Group Africa road shows</p>	<p>The logo symbol</p> <p>Radio and TV advertisements</p> <p>Posters, billboards, stickers, calendars, T-shirts, caps, umbrellas.</p> <p>Special badges for service providers who provide integrated health services.</p>
<b>Maternal Health</b>	Increase the number of women in the intended audience who attend antenatal clinics at least three times during pregnancy, beginning in the first trimester.	Sexually active women, ages 16–35, living in the rural areas of the DISH districts and who live within 10 km of a health facility but do not plan to attend antenatal care at least three times during pregnancy	Women who attend antenatal care services at least three times during pregnancy, starting early, will be more likely to give birth to healthy babies.	<ol style="list-style-type: none"> <li>1. High-risk pregnancies: Women who are at risk of complications during pregnancy and childbirth during their first pregnancies, when they are younger than 18 years old, when they have had four or more previous births, and when they have had problems during previous pregnancies or deliveries</li> <li>2. Warning signs of problems during pregnancy: Return to see a doctor or midwife immediately if you have abdominal pain, fever, swollen hands or face, or vaginal bleeding during pregnancy.</li> <li>3. When and how to go for antenatal care: Attend an antenatal clinic as soon as you miss two periods and go at least three times during pregnancy. The earlier you begin antenatal care, the longer the interval can be between visits.</li> <li>4. Benefits of routine antenatal care: The Ministry of Health and the World Health Organization (WHO) encourage women to have at least three antenatal visits during each pregnancy. This helps prevent disability and death due to childbearing.</li> <li>5. Properly trained antenatal care providers can detect and manage potential problems in mothers and unborn babies, as well as provide counseling and health information, such as advice on breastfeeding or caring for new babies.</li> </ol>	<p>Radio programs</p> <p>Village meetings</p> <p>Market Day fairs</p> <p>Song contests</p> <p>Video shows</p> <p>Drama tours</p> <p>Health quizzes</p> <p>Theater</p> <p>Religious outreach</p>	<p>Radio spots</p> <p>Radio programs</p> <p>TV program</p> <p>Posters</p> <p>Video “Time to Care: Three Visits”</p> <p>“Health Matters” newsletters</p> <p>MH flip chart</p>

**Table A2.1: Overview of DISH Project Integrated Communications Campaign, 1995-1999 (continued)**

Campaign	Objective	Audience	Key Campaign Promise	Messages and Support Points	District Channels and Activities	Campaign Materials
<b>Sexually Transmitted Diseases</b>	<p>Increase the number of people in the intended audience who attend a health facility with established STD services for treatment of STDs.</p> <p>Encourage the practice of safer sex.</p>	<p>Men, ages 18–35, in stable sexual relationships who also have other sexual partners</p> <p>These men reside in both urban and rural areas of the DISH districts and do not consistently use condoms.</p> <p>Secondary audience: Females, ages 15–30, who are the sexual partners of the primary audience</p>	<p>If you get proper treatment for STDs and practice safer sex, you will be less likely to contract HIV or have other health problems.</p>	<ol style="list-style-type: none"> <li>STDs facilitate HIV transmission and other health problems. Treatment and prevention of STDs reduces chances of HIV transmission.</li> <li>STDs also cause infertility in both men and women. In pregnant women, STDs can cause miscarriage, stillbirths, and babies born blind or seriously ill.</li> <li>The MOH and WHO endorse condom use, abstinence, and faithfulness as preventive measures against STDs. According to the MOH, condoms are reliable, safe, and readily available. They do not have holes and rarely break.</li> <li>Proper STD management means getting diagnosed by a trained provider, notifying all sexual partners, using condoms or abstaining from sex until treatment is completed, completing all medicine prescribed, and returning to the trained provider when treatment is complete.</li> <li>If you have STDs and continue having unprotected sex, you will spread STDs to your sexual partners.</li> <li>If you have an STD and do not complete the medication (even when symptoms disappear) and do not treat your partners, you risk re-infection and other complications.</li> </ol>	<p>Group Africa road show in six districts</p> <p>Bicycle rallies</p> <p>Football matches</p> <p>Drama tours</p> <p>Market Day fairs</p> <p>Video shows</p> <p>Health clubs</p>	<p>Radio Spots</p> <p>“Choices” Radio programs</p> <p>TV program</p> <p>“Health Matters” Newsletters</p> <p>World CUP TV spot</p> <p>Poster</p> <p>Flip chart for service providers</p> <p>“Time To Care: The Dilemma” video break</p>

**Table A2.1: Overview of DISH Project Integrated Communications Campaign, 1995-1999 (continued)**

Campaign	Objective	Audience	Key Campaign Promise	Messages and Support Points	District Channels and Activities	Campaign Materials
<b>HIV Counseling and Testing</b>	<p>Increase the number of men who go for HIV counseling and testing at rural HIV counseling and testing sites by 150 percent by the end of the campaign.</p> <p>Increase the proportion of clients tested at the sites who come as couples.</p>	<p>Primary audience: Men living rural lifestyles in the DISH districts who are in sexual relationships and who have not had an HIV test</p> <p>Secondary audience: Sexual partners of the primary audience and health workers in the DISH districts</p>	<p>If you go for HIV counseling and testing, you will be showing that you are a strong man who conquers fears and takes charge of his life and the lives of those he loves.</p>	<ol style="list-style-type: none"> <li>1. Knowledge of serostatus helps people to make decisions about marriage, bearing children, and their sexual behavior. It helps people decide how best to protect themselves and others from HIV infection. The test is not only for sick people.</li> <li>2. The only way to be sure of your serostatus is to take the test. Testing is accurate, and your results will remain confidential. The test is affordable and safe. Only a small amount of blood is drawn. Sterile, disposable needles are used. Each of the new testing sites provides same-day test results.</li> <li>3. Each site has trained counselors who can help you understand and accept your test results.</li> <li>4. For information about where you can go for testing, visit a health facility with the rainbow over the Yellow Flower.</li> <li>5. It has been proven that among sexual partners, one partner can be infected while the other is not yet infected. So both partners should be tested.</li> <li>6. It is best for both partners to take the test together so that they can learn the results and make plans together. (Testimonials from couples who went for testing and counseling together and are still together.)</li> <li>7. If you have recently had unprotected sex and your test result is negative, it is advisable to take a second test because the test may not detect infection during the first 3 months of infection.</li> <li>8. The MOH recommends health workers to refer clients at risk of HIV infection for testing and counseling even if they have no symptoms. (Testimonials.)</li> </ol>	<p>Launching ceremonies for new HIV CT services and outreach voluntary counseling and testing (VCT) services</p>	<p>Radio spots</p> <p>“Choices” radio programs</p> <p>“Straight Talk” radio programs</p> <p>“Time To Care: Let’s Face It” video</p> <p>“Health Matters” newsletters</p> <p>Poster</p> <p>Group Africa road shows</p> <p>“Top Health” radio talk show</p> <p>Signposts for health facilities offering HIV counseling and testing (CT) services</p>

**Table A2.1: Overview of DISH Project Integrated Communications Campaign, 1995-1999 (continued)**

Campaign	Objective	Audience	Key Campaign Promise	Messages and Support Points	District Channels and Activities	Campaign Materials
<b>Breastfeeding and Infant Nutrition</b>	<p>By the end of the campaign:</p> <p>The proportion of mothers in the DISH districts who exclusively breastfeed their babies until they are 6 months old will increase from 35% to 50%.</p> <p>The proportion of mothers in the DISH districts who begin giving solid foods according to the DISH feeding recommendations at 6 months will increase from 25% to 40%.</p>	<p>Primary audience: Women ages 18–35 in the DISH districts who have not exclusively breastfed their children for 6 months and women who have not begun giving solid foods at 6 months according to the DISH feeding recommendations</p> <p>Secondary audiences: Grandmothers, fathers, friends, relatives, health workers, and caretakers</p>	<p>If you exclusively breastfeed your babies until they are 6 months old and introduce solid foods according to the DISH feeding recommendations, you will be more likely to have a strong, active, and healthy baby.</p>	<p>The MOH recommends exclusive breastfeeding until babies are 6 months old and beginning to give solid foods at 6 months in order for babies to grow well and stay healthy.</p> <p>Women who do not exclusively breastfeed for 6 months and who do not introduce solid foods at 6 months are putting their babies at high risk of becoming stunted, underweight, or wasted.</p> <p>Benefits of exclusive breastfeeding: It is a natural FP method. As long as a woman is exclusively breastfeeding and is not menstruating, she is protected from pregnancy for up to 6 months.</p> <p>Babies who are exclusively breastfed for 6 months are less likely to suffer from diarrhea. Breast milk is nutritionally adequate. It is all that a baby needs for the first 6 months of life.</p> <p>More frequent suckling stimulates more milk production, so there is no need to worry about not having sufficient milk.</p> <p>Complementary feeding: After 6 months, a baby requires solid foods, such as posho or akalo, to provide extra energy and to meet body-building demands.</p> <p>Children who continue to breastfeed and who are given solid foods from 6 months of age rarely fall sick.</p> <p>Children who are breastfed until 6 months old and then begin solid foods cry less and sleep well. This allows their mothers more time to do their work. (Testimonials.)</p>	<p>Child health fairs Drama tours Training CHWs to do growth promotion Kitchen garden contest Song competitions Village meetings Women’s group meetings</p>	<p>Health education cue cards Radio spots Calendars Posters “Health Matters” newsletters TV/video infomercials “Choices” radio programs</p>



# References

Blanc, A. K., Wolff, B., Gage, A. J., Ezeh, A. C., Neema, S., & Ssekamatte-Ssebuliba, J. (1996). *Negotiating Reproductive Outcomes in Uganda*. Calverton, MD: Macro International Inc. and Institute of Statistics and Applied Economics (Uganda).

Family Planning Association of Uganda (FPAU) (1992). *Family Planning: We cannot use what we do not understand! Qualitative research on family planning in Uganda*. Kampala, Uganda and Baltimore: FPAU and Johns Hopkins University, Population Communication Services.

Glass, W., Gamurorwa, A., Loganathan, R., & Lettenmaier, C. (1995). *Family planning and HIV/AIDS knowledge, attitudes and practices in six districts in Uganda. Results of focus group discussions and in-depth interviews*. Kampala, Uganda: Uganda DISH Project.

Katende, C., Bessinger, R., Gupta, N., Knight, R., & Lettenmaier, C. (2000). *Uganda Delivery of Improved Services for Health (DISH) Evaluation Surveys: 1999 MEASURE Evaluation Technical Report Series No. 6*. Chapel Hill: Carolina Population Center, University of North Carolina at Chapel Hill.

Kiragu, K., Nyonyintono, R., Sengendo, J., & Lettenmaier, C. (1993). *Family planning needs in Uganda: key findings from a baseline survey of selected urban and peri-urban areas*. Kampala, Uganda and Baltimore: Family Planning Association of Uganda and Johns Hopkins University, Population Communication Services.

*Promoting reproductive health in Uganda: Evaluation of a National IEC program* (1996a). (Rep. No. 7). Baltimore: The Johns Hopkins School of Public Health Center for Communications Programs: IEC Field Report.

*Uganda Ministry of Finance and Economic Planning and Macro International, 1995: Uganda Demographic and Health Survey (1996b). Entebbe, Uganda and Calverton, MD: Uganda Ministry of Finance and Macro International.*

*Uganda Ministry of Health and Institute for Resource Development (IRD)/Macro Systems, Inc., 1988/1989: Uganda Demographic and Health Survey (1989). Entebbe, Uganda and Columbia, MD: Uganda Ministry of Health and IRD/Macro Systems.*



# Bolivia's National Reproductive Health Program: Las Manitas I

## **Table of Contents**

- I. Overview**
- II. Key Characteristics That Made Las Manitas a Success**
- III. Analysis of the Situation**
- IV. Communication Strategy**
- V. Management Considerations**
- VI. Evaluation**
- VII. Staying on Strategy**
- VIII. Conclusion**

## **Attachment 1 List of Information, Education, and Communication Subcommittee Members**

## **I. Overview**

Through the efforts of many public and private sector partners working collaboratively together, the National Reproductive Health Program (NRHP) in Bolivia was able to alter significantly the environment surrounding reproductive health in the country. The NRHP helped meet the needs of Bolivian couples and families by providing high-quality reproductive health information and services in a strategic way. This case study highlights the experience of Las Manitos I, which was the first large-scale campaign conducted under the auspices of the NRHP with technical assistance provided by the JHU/PCS. Follow-on campaigns are addressed briefly in this case study within the context of long-term strategy implementation.

## **II. Key Characteristics That Made Las Manitos a Success**

### **Unfolded in Stages Over Time**

The organizers of the NRHP understood the value of developing a continuous series of carefully calibrated campaigns that moved from cautious advocacy to countrywide action. The overall strategic approach developed by the NRHP was to develop a more positive environment surrounding reproductive health in Bolivia. A major emphasis was empowering women to take care of their own health and the health of their children. This effort was implemented by developing national level political support, training of key stakeholders in communication techniques, carefully segmenting audiences, and using innovative mass media activities.

The strategic approach unfolded in stages over time, expanding to additional audiences, geographic regions, health issues, and communication channels in a coordinated fashion. Each element of the strategic approach reinforced the work that had been done previously and added a new depth of understanding about the needs of the audience.

### **Multimedia Approach**

Las Manitos I used mass media as the lead channel, which was supported by community and interpersonal channels of communication. The media campaign, which was the first of its kind in Latin America, was launched by the Bolivian President and Secretary of Health, who appeared in the first television spots.

Given the high penetration of television and radio and given the reasonable price of airtime in Bolivia, the Las Manitos I campaign primarily used mass media to disseminate key messages to the audience, which enabled the organizers to accomplish a quick and broad reach of the campaign messages. Specifically, 11 television and 44 radio spots were used to allow for maximum reach and frequency during the initial 7-month campaign.

Interpersonal channels focused on training service delivery providers and on providing them with a wide variety of materials to use with their clients. Materials included flip charts, reference manuals, method posters, reproductive health brochures, and individual method flyers.

### **Linkages to Reproductive Health Services**

A training curriculum was also developed for use by institutions in training reproductive health providers in IPC skills. In preparing for the mass media campaign, a set of integrated print materials was produced, and training activities were implemented that assisted clinic staff in counseling, informed clients on methods, and promoted reproductive health services.

The campaign's logo and tag line, "Reproductive Health—It's in Your Hands" were used to identify where services were provided. The logo appeared, for example, on the doors of hospitals and clinics where reproductive health services were offered.

### **Interinstitutional Coordination Among Stakeholders**

The Las Manitos I campaign was carried out under the auspices of the NRHP. The NRHP built linkages with various organizations through its National Coordinating Commission. Four subcommittees were established, with an initial membership of 28 institutions. These groups focused on the issues of services, research, training,

and IEC. The members of the different subcommittees represented various Government agencies and NGOs. Therefore, strong ownership of the NRHP was developed within various groups and sectors of society from the beginning of this effort.

### **Use of Research at Every Stage**

The success of a campaign depends in great measure on the amount of research on which it is based. Planning for evaluation occurred from the very beginning of the strategy design process, thereby allowing researchers to work with the program staff throughout the process of campaign planning and development. Both quantitative and qualitative research methodologies were used to inform decisions and to track progress and outcomes.

Researchers tested the acceptability of words, phrases, and concepts surrounding reproductive health and FP issues that would help determine the future positioning of the campaign. After the first messages were drafted, additional research was conducted to pretest the comprehension, attraction, acceptability, and relevance to the audience of the different messages.

Research also played a role during the management and monitoring phase of the campaign to ensure that the materials were being properly distributed and broadcasted. This was accomplished by distribution reports completed by the NGOs, in the case of the print materials, and by reports from a media agency in the case of television and radio broadcasting. The monitoring led to some important adjustments in the broadcasting strategy and served as a reassurance to the NGO members that the distribution of the materials they had been working so hard to produce were, in fact, efficiently disseminated and helpful to the intended audience.

Finally, research was also conducted to evaluate the campaign impact and help to guide the strategic approach of the next campaign.

### **Reproductive Health Focus Instead of Family Planning**

The positioning of FP within the greater context of reproductive health was very effective in attracting attention and encouraging acceptance of campaign messages. The reproductive health approach also received political support. Unlike FP per se, reproductive health was not a controversial topic in Bolivia. Rather it was a

major part of the Government's strategy to reduce maternal mortality and to improve child survival, and allowed for easy expansion of the approach to other geographic areas.

### **Unified Image of Reproductive Health Services**

The success of the Bolivia campaign also relied on the creation of a unified image of reproductive health services. One of the main tools to help create this image was the design and positioning of a common logo that allow for identification of places where reproductive health services and information were available as well as an identification sign for all the materials and activities related to the Bolivian reproductive health program. In addition to providing a corporate image to the program, the shared logo helped to boost the feeling of teamwork among the NRHP stakeholders.

The logo, together with the lilac color, and the tag line "Reproductive Health Is in Your Hands" were used systematically in all materials and at the clinic level to build the program's identity and to establish the Las Manitos brand.

## **III. Analysis of the Situation**

### **Context**

Prior to the 1990s the climate for FP services was not favorable in Bolivia. In fact, in 1977 the Bolivian Government banned the provision of FP services by public institutions and closed the only NGO provider of these services. In 1982, a new Government explicitly banned the provision of FP services by NGOs. In this context, few FP efforts had been implemented prior to 1990, despite the high level of unmet need for FP services.

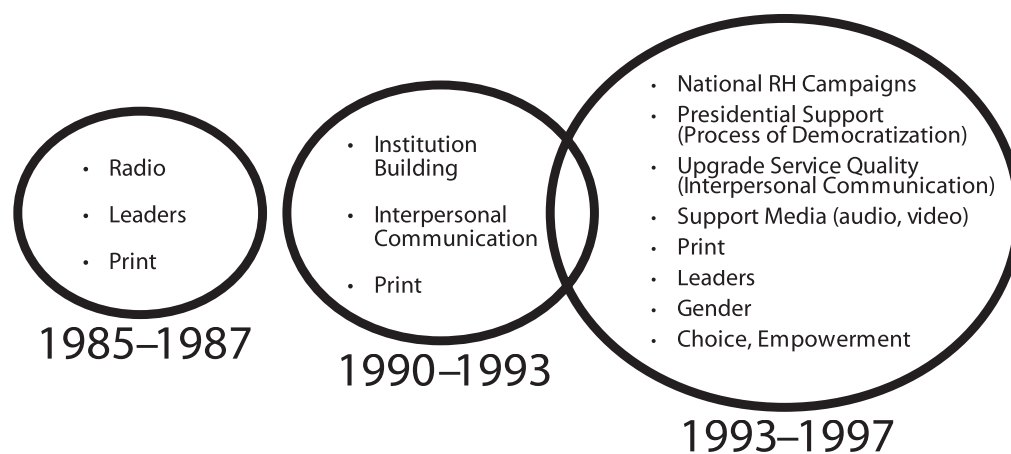
The turnaround began in 1986 with an advocacy and service promotion campaign to promote the private-sector organization Centro de Orientacion Familiar (COF), which was providing FP services in three Bolivian cities. About 700 policymakers and influential citizens attended 10 discussion meetings on the pros and cons of FP, especially the benefits for maternal and child health. Participants were very supportive of increasing services and advocacy. The positive experience of the 1986 campaign was instrumental in paving the way for the national strategy of the 1990s.



In 1990, the Bolivian Government and the U.S. Agency for International Development (USAID)/Bolivia signed the first bilateral agreement on reproductive health under the name National Reproductive Health Program. The NRHP was created to bring together stakeholder efforts directed toward the creation and promotion of healthy reproductive practices and increased acceptance of modern FP methods. At the inception of Bolivia's NRHP the country's population was 7.2 million, with almost half of the population concentrated in 7 urban areas. Bolivia also had the highest rate of maternal mortality in the Western Hemisphere, with 416 deaths per 100,000 live births during 1984–1989. Six out of 10 deaths of women in their reproductive years were related to pregnancy and delivery. Thirty-eight percent of these deaths were due to abortions.

The evolution of NRHP is depicted in Figure A2.1. As part of the third and largest phase of the program, the NRHP designed and implemented several campaigns between 1994 and 1997, three of them under the name "Las Manitos." This case study focuses on the strategic elements that made Las Manitos a success.

**Figure A2.1. Evolution of Bolivia's NRHP**



### **Program Goals**

Based on the consensus obtained in the workshops of 1989 and having identified the lead institutions on the subject, USAID provided funds for the creation of a comprehensive national program on reproductive health. A large number of private and public sector stakeholders, in addition to a series of technical assistance agencies, participated in the design and implementation of the NRHP.

The NRHP's goal was to improve the health of Bolivian families through (1) promoting healthy reproductive practices, (2) improving the provision of services, and (3) increasing acceptance of modern FP methods.

### **Key Problem**

The key problem influencing the development of the strategy was the combination of substantial unmet need for FP services and high rates of infant and maternal mortality. Low rates of knowledge about FP methods and lack of information about their use contributed to limited use of contraceptives.

According to the NRHP communication baseline survey conducted in 1994 at the start of Las Manitas, 30.9 percent of urban women were using modern contraceptive methods, with the condom the most popular method (11.6 percent), followed by the intrauterine device (IUD) (8.9 percent), and oral contraceptives (4.7 percent). Awareness of the most common modern methods was relatively high, with combined spontaneous and assisted recall of the pill, IUD, and condoms exceeding 75 percent.

The 1994 DHS showed that 17.7 percent of women in union (urban and rural) were using modern methods of contraception in Bolivia. This figure had increased from 12.2 percent according to the 1989 DHS, but in 1994 there were still many couples with unmet needs for FP. The 1994 DHS showed that 67.6 percent of women in union did not want to have any more children (excluding women who were sterilized). While fertility in 1994 was 4.8, the DHS revealed that most women ages 15–49 desired a total of 2.5 children.

As of 1994, 48 percent of Bolivian women who gave birth never received prenatal care, and 58 percent of births took place in homes, usually without the assistance of a health worker. Both fertility and infant mortality rates were higher in Bolivia than in most other Latin American countries. While the overall infant mortality rate was about 80 deaths per 1,000 births, the rate in some rural regions was almost twice that.

### **Information Gaps and Formative Research Findings**

In addition to epidemiological information concerning fertility in different age groups (extracted from DHS), campaign strategists needed to learn more about current knowledge, attitudes, and practices regarding reproductive health as well as media habits of the intended audience. This information was gathered through quantitative and qualitative studies. In 1994, prior to the design of the strategy, a baseline household survey was conducted among 2,256 men and women in 7 urban areas. This survey measured the intended audience's knowledge, attitudes, and practices regarding reproductive health as well as their media habits.

To gain a qualitative perspective of the situation, a series of 16 focus groups was conducted in 1994 with members of the potential audience to clarify issues related to understanding of key terms and to gain insight concerning barriers to use of modern FP methods. The focus group discussions revealed that:

- Participants associated reproductive health with a broader range of services.
- FP had negative connotations.
- Misunderstandings and misinformation existed relative to knowledge about specific FP methods.

The participants thought that the phrase "reproductive health" was vague and that it alluded to women's health issues, not men's. However, when compared to "family planning," which was seen as narrow in its definition, "reproductive health" was associated with a wider variety of services. Another important insight gained from the focus groups was that a clear and positive definition could be attached to the term "reproductive health," whereas strong negative beliefs and barriers were already attached to the term "family planning."

The formative research also revealed concerns that women had regarding their ability to control their own reproductive health and to positively influence the health of their children. A number of religious, cultural, and educational barriers were identified as primary causes of this self-doubt. The religious concern was that the Catholic Church did not approve of modern FP methods. One cultural issue was that some men feared that if their partners used these methods they might develop other sexual relationships. Another cultural concern related to the discomfort that some men had regarding their partners being seen by a male physician. The major educational barrier was a lack of knowledge among both men and women concerning reproductive health issues.

#### **IV. Communication Strategy**

The Las Manitos I campaign was launched in 1994 in the four largest cities. It was the first audience-based communication effort developed under the NRHP.

##### **Audience**

The intended audience for the Las Manitos I campaign strategy consisted of individuals and couples between the ages of 18 and 35 living in urban and peri-urban areas. They represented the middle and lower socioeconomic groups, which comprised the urban majority and constituted a population of approximately 500,000 people. The campaign was implemented in the four urban areas of La Paz, El Alto, Santa Cruz, and Cochabamba.

##### **Objectives**

A number of behavior change objectives were developed for the Las Manitos I campaign, which ran from May through November of 1994. Desired changes were to:

- Introduce the NRHP logo to achieve recall by 64 percent of the intended audience.
- Explain the benefits of reproductive health, so that within a period of 3 months, 41 percent of the intended audience mentions at least one benefit.
- Inform at least 33 percent of the intended audience about the availability of reproductive health services and how to obtain them.


- Have at least 26 percent of the intended audience show a favorable attitude toward reproductive health services.
- Have at least 7 percent of the intended audience seek information and/or services by visiting health centers.

Indicators were used to verify that the campaign strategy was having the intended effect. Examples of these indicators were to:

- Have at least 17 percent of the intended audience talk about reproductive health themes with their spouses.
- Have at least 13 percent of the intended audience show intent to seek, in the near future, information and services provided by health centers.

### Strategic Approach

The strategic approach of the Las Manitos I campaign was to empower women and men to take action to meet their reproductive health needs through the innovative use of advocacy and mass media channels.



To emphasize Government support of the Las Manitos I campaign, the President of Bolivia, Gonzalo Sanches de Lozada, delivered a keynote address to launch the effort. The President proclaimed reproductive health as the cornerstone of his 3-year "Plan for the Accelerated Reduction of Maternal and Perinatal Mortality." The inauguration of Las Manitos I represented the first time that the Government of Bolivia had ever prioritized FP and reproductive health on the national agenda in the history of the country.

Over time, a long-term identity was forged, in which women and men understood Las Manitos to represent a way to improve the health of children and mothers through birth spacing, FP, prenatal and postnatal care, breastfeeding and prevention of abortions.

The positioning statement for Las Manitos I can be described as:

***When you see the Las Manitos symbol, you will know that you can get the facts about reproductive health, and you can get a variety of reproductive health services to improve the health of your family.***

The NRHP ensured that the positioning of Las Manitos I reinforced the goals of the Government of Bolivia in the areas of maternal and child health. By offering information and services on a wide array of health issues, Las Manitos was able to support the President's initiatives to offer a range of services to improve the health of Bolivian families.

### **Key Message Points**

In developing appropriate and effective messages, the Las Manitos I campaign had to overcome both cultural misperceptions about FP and opposition from conservative sectors to respond to the audience's perceived health needs.

Three sets of messages were designed and disseminated over the course of the campaign. The first set of messages explained the overall concept of reproductive health, which was not well understood initially by the audience. The Las Manitos logo was also introduced and featured prominently in all spots, and information was provided informing the audience where to go to obtain services.

In the second set of messages, specific information about particular FP methods was disseminated. Additional reproductive health concepts were also explained, including breastfeeding, prenatal and postnatal care, and the dangers of abortion. Factual information was shared in an attempt to educate the audience and to correct misperceptions. The messages also highlighted the benefits to the user of adopting these behaviors.

In the third round, the messages included testimonials from satisfied users to reinforce the benefits to women and men of taking charge of their reproductive health; in particular, the testimonials reinforced the positive effects of practicing FP.

Las Manitos I also aired a spot on the dangers of abortions and the importance of using FP methods to prevent unwanted pregnancy. Since one of the leading causes of maternal death in Bolivia was abortion, the Minister of Health requested that a spot emphasizing the potential risks of abortion be integrated into the mass media campaign. This was the first television spot aired in Latin America to mention this important health issue.



Throughout the campaign, pretesting and audience research were conducted to ensure that the messages were meaningful, appropriate, understood, and motivational. Special attention was given to language considerations as well.

### **Channels and Tools**

Las Manitos I used mass media as the lead channel, which was supported by community and interpersonal channels of communication. Due to the low cost of radio production and broadcasting in Bolivia, the campaign was able to produce the number of spots required by the country's diverse population. Specifically, 11 television and 44 radio spots were used to allow for maximum reach and frequency during the initial 7-month campaign. To reach as much of the intended audience as possible, the radio spots were adapted to the indigenous languages of Aymara and Quechua. In addition, the Spanish versions were recorded in two linguistic norms—Coya and Camba.

At the community level, a series of four audiocassettes was developed for use on 1,000 city and interstate buses. Each cassette was 1 hour in length and included reproductive health messages complemented by popular music, a jingle, and jokes.

Interpersonal channels focused on training service delivery providers and providing them with a wide variety of materials to use with their clients. Materials included flip charts, reference manuals, method posters, reproductive health brochures, and individual method flyers. Print materials were used by all of the NRHP service delivery partner organizations and were adapted to the specific needs of their clinics. Clinic staff were trained in the use of the materials prior to initiation of the mass media campaign. A series of clinic videos for clients was also developed that covered the topics of breastfeeding, FP methods, and spousal communication.

## **V. Management Considerations**

### **Partner Roles and Responsibilities**

The NRHP had four technical subcommittees specialized by function: services, research and population policies, training, and IEC. Each of these committees was comprised of technical representatives of the participating public and private institutions. They met regularly each month and also met on an as-needed basis.

Members of these committees also met in minicommittes or working groups to execute a specific activity (e.g., printed materials, videos, campaign strategy). Despite the voluntary nature of this effort, the subcommittees worked very intensively and were instrumental in the success of the campaign. They participated in all phases of campaign development, shared the responsibility for the distribution of print materials, and acted as intermediaries with the Ministry of Health, other Government agencies, the church, and other key influentials. These partners also publicly advocated for the benefits of the campaign in different meetings and events.

The NRHP IEC Subcommittee was responsible for the campaign strategy design, implementation, and evaluation. This group primarily provided strategy oversight, direction, advocacy, and endorsement. The Ministry of Health was an active member of the IEC Subcommittee and also publicly endorsed the final campaign. The members of the subcommittee elected their own President and Secretary. The President served as the lead advocate in support of the campaign. A list of the IEC Subcommittee members is found in attachment 1.

### **Timeline**

To lay the proper foundation for the Las Manitos I mass media campaign, prior to the campaign launch a number of training workshops were held with members of the IEC Subcommittee. Through these workshops, subcommittee members gained skills in developing health communication campaigns. The training covered audience research, message design, campaign development and implementation, pretesting and posttesting, and evaluation techniques.

Earlier, successful communication outreach efforts also played a role in laying the foundation for Las Manitos. A series of four 1-hour long audiocassettes had been developed beginning in 1986 and used extensively by intracity buses. The tapes covered many areas of reproductive health and FP methods. The response was so great for these audiocassettes that intercity bus drivers demanded that they also receive the audiocassette series.

The success of the Las Manitos I campaign, which aired from May–November 1994, provided the momentum for follow-on campaigns over the next several years.



### **Monitoring**

The 7-month Las Manitos I mass media campaign was monitored primarily through media plan tracking. The advertising agency provided monthly television rating reports, and the distribution of the materials was verified through the IEC NGOs. This gave the campaign organizers the ability to monitor the reach and penetration of the campaign messages among the intended audiences.

## **VI. Evaluation**

The success of the Las Manitos I campaign was measured after the campaign ended with a second cross-sectional national probability sample survey of households in urban areas conducted in November 1994. Modifications of the baseline questionnaire were made to include specific questions measuring impact based on message exposure and message recall.

Results indicated that the campaign reached more than 85 percent of the intended audience and met all of the stated behavior change objectives. Recognition of the Las Manitos logo was high; 94 percent of respondents were able to identify the logo. There was a significant increase in the proportion of the audience that knew about specific preventive health care measures. Among respondents in the four main cities, knowledge increased from 19 to 28 percent.

While awareness and IPC were found to be fairly high in the baseline survey and while attitudes were quite favorable, an increase in these measures was still achieved according to the followup survey. In the four main cities, method awareness increased from 84 percent in the baseline to 88 percent among those exposed to campaign messages. As for actual method use, new FP adopters in the four main cities increased from 5.4 percent of respondents in the baseline to 8.6 percent in the followup survey.

Indicators had been developed to track progress in reaching the objectives. One indicator looked at increased partner communication about reproductive health issues. The followup survey showed slight increases in partner communication among respondents, but these changes were not statistically significant. This finding implied that more refined measures of partner communication were needed for future evaluation efforts.

The other indicator examined respondents' intent to seek reproductive health information and services in the future. The change in the percentage of respondents who sought information on reproductive health was not statistically significant. Some of the intended audience may have "skipped" the information-seeking step and moved directly to the intention to use or actual adoption of a FP method. However, intention to use or continuation of method use increased significantly between the baseline and followup surveys for respondents in the four main cities. The percentage of men who responded "definitely yes" when asked if they would begin or continue using a method in the next 6 months increased from 25 to 53 percent.

The evaluation design allowed project managers to assess the impact of the campaign, measure changes, and determine their significance.

## **VII. Staying on Strategy**

The Las Manitos I campaign was extended to seven medium-sized cities from October 1995 to January 1996. In 1996, a second campaign was developed to build on the experience of Las Manitos I. The focus of this campaign, which was implemented in all urban areas, supported the Government's goal of reducing maternal mortality. In addition, since this campaign was linked to a contraceptive social marketing campaign, the slogan "Reproductive Health Is Closer to You" was developed to reinforce the fact that contraceptives were now available at traditional and nontraditional outlets, and the health centers were not the only providers of reproductive health services or commodities.

Specific objectives of Las Manitos II were to:

- Expand the audience to reach more young adults and more couples living in urban areas.
- Emphasize the importance of preventing the spread of STDs and AIDS by using condoms.
- Reinforce the benefits of using specific contraceptive methods to prevent reproductive health problems, such as unwanted pregnancy and abortion.

Compared to the February 1994 baseline survey, the August 1996 survey analyzing the Las Manitos II campaign showed the following percentage changes among members of the intended audience:

Behavior Change Steps	1994 Baseline	1996 Followup
FP Method Awareness	49%	61%
Reproductive Health Detailed Knowledge	50%	53%
Reproductive Health Attitude	87%	88%
FP Intention	67%	67%
IPC	67%	79%
Current Modern Method Use	19%	23%



In 1997, recognizing the significant unmet need in rural areas for reproductive health information and services (modern method prevalence in rural areas was 6.9%), the NRHP developed a strategy called the Lilac Tent (Carpa Lila) to empower rural communities to learn more about reproductive health issues. A combination of mass media, community-based channels, and IPC is used to attract the intended audience, which is predominantly young adults, and to provide information in an educational and entertaining manner.

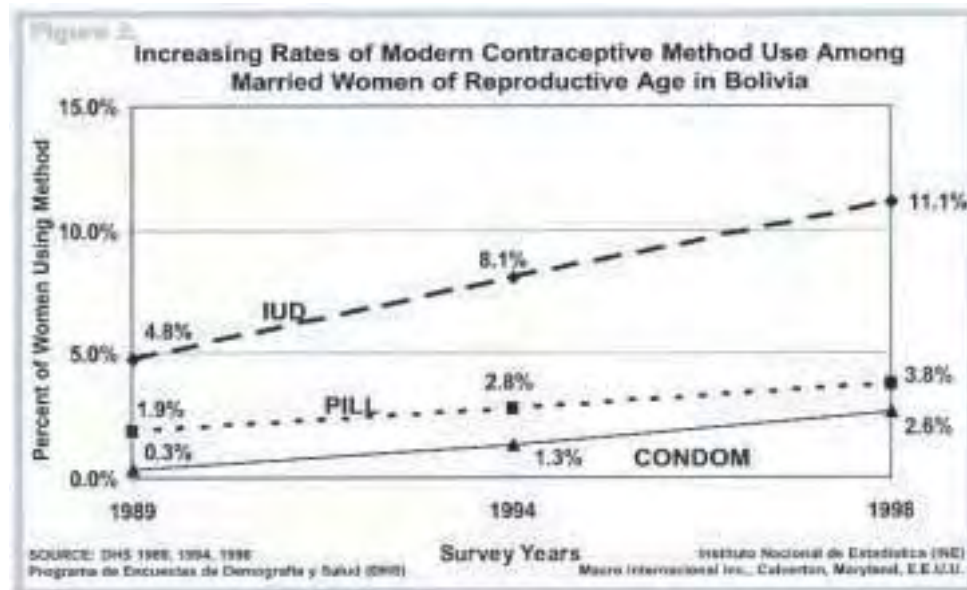
The Lilac Tent uses a community participation process to identify who should be trained as facilitators. Radio station producers are trained and given educational programming materials, and other community stakeholders, such as teachers and health workers, are also given training and materials. In the first year of the Lilac Tent, a total of 495,362 people were reached. Of these, 196,105 participated in community-based events, and 299,257 were reached through local radio and print.

## VIII. Conclusion

The experience, lessons learned, and research results generated by Las Manitos I were used to refine the NRHP strategic approach over time. The IEC Subcommittee membership continued to grow to 45 organizations (as of 1998), and the group remained active in shaping messages to meet the needs of audiences in wider geographic areas, including rural communities. Additional audiences, such as young adults, were also identified as having significant needs for reproductive health information and services. Subsequently, there were two television series aimed at youth as well as a life skills curriculum for use in the classroom.

Due to the collaboration of many stakeholders and an unyielding focus on the needs of the couples with unmet needs, the rate of modern contraceptive method use has steadily increased in Bolivia from 7 percent in 1989 to 17.5 percent in 1998. This success is due in large measure to the vision and commitment of the NRHP and to the role that Las Manitos played.

**Figure 2.**



### **Lessons Learned**

Las Manitos I broke new ground in Bolivia by highlighting a sensitive issue in a public, educational, and motivational way. In addition, for the first time in Bolivia high-level Government officials appeared in some of the Las Manitos television spots to reinforce the Government's support of reproductive health.

Between 1991 and 2000, significant changes occurred in community norms. The use of modern FP methods became more openly discussed, accepted, and prevalent. Las Manitos started a movement that showed, with a series of well planned campaigns over time, that substantial changes in community norms can occur. For example, in 1993–1994, traditional methods were more prevalent than modern methods. By 1999, this ratio had been reversed.

Las Manitos played the role of a catalyst and provided momentum for other health initiatives in Bolivia. Las Manitos also established an enabling environment that empowered other groups to speak out in support of reproductive health efforts.

## Attachment 1

### List of IEC Subcommittee Members

**The 10 founding members of the subcommittee were:**

Ministerio de Salud (MINSA)  
Fundación San Gabriel (FSG)  
Caja Nacional de Salud (CNS)  
Unidad de Políticas de Población del Ministerio de Planificación (UPP)  
Centro de Orientación Familiar (COF)  
Protección a la Salud (PROSALUD)  
Centro de Investigación, Educación y Servicios (CIES)  
USAID  
JHU/CCP  
FAMES

**Additional subcommittee members at various points in time included:**

IPAS  
Educación en Población/UNFPA  
AVSC  
Family Care International (FCI)  
FHI  
Freedom from Hunger  
Fuerzas Armada de Bolivia (FFAB)  
Programa de Salud Reproductiva (GTZ)  
JHPIEGO/SMN  
Mothercare  
OPS/OMS  
Focus/Pathfinder  
Population Council  
Proyecto Comunitario de Salud Integral (PROCOSI)  
Proyecto contra el SIDA  
PSI  
Save the Children  
Sociedad Boliviana de Ginecología (SBG)

Winay  
UNFPA  
UNICEF  
Viceministerio de Genero  
AYUFAM  
Ilustre Alcaldia Municipal de La Paz  
Viceministerio de Educación Alternativa  
SERVIR  
CROF  
Centro de Investigación Social, Tecnología Apropiada y Capacitación  
CISTAC  
Cruz Roja Boliviana

# References

*Annual Reports of Population Communication Services/Population Information Program, 1993-1997.* Baltimore: The Johns Hopkins University School of Hygiene and Public Health, Center for Communication Programs.

*Communication Impact* (1999). (Rep. No. 5). The Johns Hopkins University Bloomberg School of Public Health, Center for Communication Programs.

Dagron, A. G. (2001). *Making waves: Stories of participatory communication for social change.* The Rockefeller Foundation.

Mercado, E. (1995). *Historical summary of the Bolivian national reproductive health coordinating committees.* USAID.

Merritt, A. P. (1992). Family planning goes public. *Integration*, 41-43.

Merritt, A. P., et al. (2002). *Bolivia case study, reproductive health is launched nationally: A first for Latin America.* Johns Hopkins Bloomberg School of Public Health/Center for Communication Programs.

Second DHS survey in Bolivia shows improving health indicators (1995). *Demographic and Health Surveys Newsletter*, 7(2), 5.

*Partnerships that Work!* (1996). The Johns Hopkins University/Population Communication Services.



Valente, T. W., Saba, W. P., Merritt, A. P., Fryer, M. L., Forbes, T., Perez, A., & Beltran, L. R. (1996). *Reproductive Health is in Your Hands: Impact of the Bolivia National Reproductive Health Program Campaign*. (IEC Field Report Number 4). Baltimore: The Johns Hopkins School of Public Health Center for Communications Programs.

Valente, T. W. & Saba, W. P. (2001). Campaign exposure and interpersonal communication as factors in contraceptive use in Bolivia. *Journal of Health Communication*, 6, 303-322.

Valente, T. W. (2002). *Evaluating health promotion programs*. Oxford University Press.



# Appendix 1

---

## Behavior Change Theories

### **Theories of Communication Impacts on Behavior**

Over the last 50 years, social scientists have advanced various theories of how communication can influence human behavior. These theories and models provide communicators with indicators and examples of what influences behavior, and offer foundations for planning, executing, and evaluating communication projects (Piotrow, Kincaid, Rimon, & Rinehart, 1997). Theories particularly relevant to health communication include the following:

**Ideation Theory** (Kincaid, Figueroa, Storey, & Underwood, 2001). This theory (Cleland, 1985; Cleland et al., 1994; Cleland and Wilson, 1987; Freedman, 1987; Tsui, 1985) refers to new ways of thinking and the diffusion of those ways of thinking by means of social interaction (Bongaarts and Watkins, 1996) in local, culturally homogeneous communities. Recent sociodemographic literature has identified ideation and social interaction as important determinants of fertility decline. This perspective amounts to a shift from macrolevel structural explanations to microlevel decisionmaking explanations of demographic change.

**Stage/Step Theories.** Diffusion of innovations theory (Ryan and Gross, 1943) traces the process by which a new idea or practice is communicated through certain channels over time among members of a social system. The model describes the factors that influence people's thoughts and actions and the process of adopting a new technology or idea (Rogers, 1962, 1983; Ryan and Gross, 1943, 1950; Valente, 1995). The input/output persuasion model (McGuire, 1969)

emphasizes the hierarchy of communication effects and considers how various aspects of communication, such as message design, source, and channel, as well as audience characteristics, influence the behavioral outcome of communication (McGuire, 1969, 1989). Stages of change theory, by psychologists J.O. Prochaska, C.C. DiClemente, and J.C. Norcross (1992), identifies psychological processes that people undergo and stages that they reach as they adopt new behavior. Changes in behavior result when the psyche moves through several iterations of a spiral process—from precontemplation through contemplation, preparation, and action to maintenance of the new behavior (Prochaska et al., 1992).

**Cognitive Theories.** Theory of reasoned action, by M. Fishbein and I. Ajzen, specifies that adoption of a behavior is a function of intent, which is determined by a person's attitude (beliefs and expected values) toward performing the behavior and by perceived social norms (importance and perception that others assign the behavior) (Fishbein and Ajzen, 1975). Social cognitive (learning) theory, by A. Bandura, specifies that audience members identify with attractive characters in the mass media who demonstrate behavior, engage emotions, and facilitate mental rehearsal and modeling of new behavior. The behavior of models in the mass media also offers vicarious reinforcement to motivate audience members' adoption of the behavior (Bandura, 1977, 1986).

**Social Process Theories.** Social influence, social comparison, and convergence theories specify that one's perception and behavior are influenced by the perceptions and behavior of members of groups to which one belongs and by members of one's personal networks. People rely on the opinions of others, especially when a situation is highly uncertain or ambiguous and when no objective evidence is readily available. Social influence can have vicarious effects on audiences by depicting in television and radio programs the process of change and eventual conversion of behavior (Festinger, 1954; Kincaid, 1987, 1988; Latane, 1981; Moscovici, 1976; Rogers and Kincaid, 1981; Suls, 1977).

**Emotional Response Theories.** Theories of emotional response propose that emotional response precedes and conditions cognitive and attitudinal effects. This implies that highly emotional messages in entertainment (see chapter 4) would be more likely to influence behavior than messages low in emotional content (Clark, 1992; Zajonc, 1984; Zajonc, Murphy, and Inglehart, 1989).

**Mass Media Theories.** Cultivation theory of mass media, proposed by George Gerbner, specifies that repeated, intense exposure to deviant definitions of “reality” in the mass media leads to perception of that “reality” as normal. The result is a social legitimization of the “reality” depicted in the mass media, which can influence behavior (Gerbner, 1973, 1977; Gerbner et al., 1980).



# References

Kincaid, D. L., Figueroa, M. E., Storey, D., & Underwood, C. Communication and behavior change: The role of ideation. Johns Hopkins University Bloomberg School of Public Health, Center for Communication Programs. 2001.

Piotrow, P. T., Kincaid, D. L., Rimon, J. G. I., & Rinehart, W. (1997). Health Communication: Lessons from Family Planning and Reproductive Health. Westport, CT: Praeger Publishers.

# Appendix 3

---

## Glossary

### **Activity**

A specific event or action.

### **Campaign**

Goal-oriented attempt to inform, persuade, or motivate behavior change in a well-defined audience. A campaign provides benefits to the individual and/or society, typically within a given time period, by means of organized communication activities.

### **Channels**

Three categories of communication channels are interpersonal, community, and mass media. Interpersonal channels include one-to-one communication. Community channels reach a group of people within a distinct geographic area or reach a group that shares common interests or characteristics. Community-based media, community-based activities, and community mobilization are all forms of community channels. Mass media channels, which can reach large audiences quickly, include television, radio, newspapers, magazines, outdoor/transit advertising, and direct mail.

**Community Mobilization**

A process through which action is stimulated by a community itself, or by others, that is planned, carried out, and evaluated by a community's individuals, groups, and organizations on a participatory and sustained basis to improve health. In addition to improving health, the community mobilization process also aims to strengthen the community's capacity to address its health and other needs in the future. A participatory process of communities identifying and taking action on shared concerns.

**Formative Research**

Research studies conducted during the initial stages of program and message development. Includes reviews of existing research studies, pretesting concepts and messages, or trying out a program on a small scale before full implementation.

**Gender Equality**

The same status, rights, and responsibilities for women and men.

**Gender Equity**

The quality of being fair and right. Addresses imbalances. A stage in the process of achieving gender equality.

**Indicator**

An interim measure used to track progress toward achieving objectives.

**Intervention**

A health communication implementation that takes place within a given time.

**Key Influencers**

Influential people in the primary audience's social network, such as friends, relatives, religious leaders, and traditional healers.

**Long-Term Identity**

A unique set of associations that represent what the product, service, or behavior stands for in the minds of the audience.



## **Media Advocacy**

The strategic use of mass media to advance a social or political policy initiative. Attempts to reframe community-based public dialogue and to increase support from the public in general and community policy and decision-makers in specific for public health policies.

## **Outcome Evaluation**

A type of evaluation that determines whether a particular intervention had the desired impact on the intended audience's behavior, that is, whether the intervention made a difference in knowledge, skills, attitudes, beliefs, behaviors, and health outcomes. Also called impact or summative evaluation.

## **Positioning**

In the context of strategic design, positioning means presenting an issue, service, or product in such a way that it stands out from other comparable or competing issues, services, or products and is appealing and persuasive. Positioning creates a distinctive and attractive image, a perpetual foothold in the minds of the intended audience.

## **Program**

A plan or system under which action may be taken toward a goal. In the context of this book, "program" refers to a broad health-related effort with long-term goals, perhaps national in scope, usually generated or at least endorsed by the government. A health program may include various projects and strategies focusing on issues, such as health care service delivery, service provider training, commodity supply, clinic infrastructure, communication, and research. Examples are FP, HIV/AIDS, integrated health services, and child immunization.

## **Project**

A specific plan or design scheme. In the context of this book, "project" refers to a subset of a health program in which a portion of the program is implemented, such as a specific child immunization project under a broader maternal and child health program. Other projects under this program might focus on breastfeeding, nutrition, and prenatal and postnatal care, for example.

**Public Policy Advocacy**

The effort to influence public policy through various forms of persuasive communication. Public policy includes statements, policies, or prevailing practices imposed by those in authority to guide or control institutional, community, and sometimes individual behavior.

**Segmentation**

This process involves dividing the audience into smaller groups of people who have similar communication-related needs, preferences, and characteristics. Each audience segment requires tailored messages that will be meaningful to the audience members.

Segmentation entails subdividing an overall population into similar subgroups in order to better describe and understand each subgroup, predict behavior, and formulate the appropriate messages and programs to meet specific needs.

**Social Capital**

The resources embedded in social relations among persons and organizations that facilitate cooperation and collaboration in communities.

**Strategic Approach**

Describes the overarching direction that guides the choice of messages, channels, tools, management components, and indicators to achieve desired goals.

**Strategic Communication**

A process based on a combination of data, ideas, and theories integrated by a visionary design to achieve verifiable objectives by affecting the most likely sources and barriers to behavior change, with the active participation of stakeholders and beneficiaries.

## **Strategic Communication Tools**

The various tactics used to conduct messages through the channels. They include advocacy; advertising; promotion; IPC enhancement, event creation and sponsorship, community mobilization; publicity; and entertainment vehicles, such as television or radio programs, folk dramas, songs, or games that provide entertainment and educational messages simultaneously.

## **Strategy**

A careful plan or method; the art of devising or employing plans toward a goal.

In the context of this book, a “strategy” is the health communication strategy that includes subsections describing the situation, the audience, behavior change objectives, the strategic approach, key message points, channels, management and evaluation plans.



# Appendix 4

---

## Bibliography

Aaker, D. A. (1996). *Building strong brands*. New York: The Free Press.

Andreasen, A. R. (1995). *Marketing social change: Changing behavior to promote health, social development, and the environment*. San Francisco: Jossey-Bass Inc.

Bangs, D. H., Jr. (1998). *The market planning guide: Creating a plan to successfully market your business, product, or service* (5th ed.). Chicago: Upstart Publishing.

Bertrand, J. T., & Kincaid, D. L. (1996). *Evaluating information-education-communication (IEC) programs for family planning and reproductive health. Final report of the IEC Working Group, the EVALUATION project*. Chapel Hill, NC: Carolina Population Center, University of North Carolina at Chapel Hill.

Bryson, J. M. (1995). *Strategic planning for public and nonprofit organizations: A guide to strengthening and sustaining organizational achievement* (rev. ed.). San Francisco: Jossey-Bass Inc.

Cabanero-Verzosa, C. (1996). *Communication for behavior change: An overview*. International Bank for Reconstruction and Development/The World Bank. Washington, DC.

Centers for Disease Control and Prevention. (2000). *Healthy plan-it*. Sustainable management development program, Public Health Practice Program Office. Atlanta, GA.

Dawson, S., Manderson, L., & Tallo, V. L. (1993). *A manual for the use of focus groups*. Boston: International Nutrition Foundation for Developing Countries.

Graeff, J. A., Elder, J. P., & Booth, E. M. (1993). *Communication for health and behavior change: A developing country perspective*. San Francisco: Jossey-Bass Inc.

Green, L., Kreuter, M. W., Deeds, S. G., Partridge, K. B. (with the assistance of Bartlett, E.). (1980). *Health education planning: A diagnostic approach*. Palo Alto, CA: Mayfield Publishing Company.

Greenberg, R. H., Williams, J. R., Yonkler, J. A., Saffitz, G. B., & Rimon II, J. G. (1996). *How to select and work with an advertising agency: Handbook for population and health communication programs*. Baltimore: Johns Hopkins School of Public Health, Center for Communication Programs.

Hamper, R. J. & Baugh, L. S. (1998 edition). *Strategic market planning*. Lincolnwood, IL: NTC Business Books.

Hiam, A. (1997). *Marketing for dummies*. Foster City, CA: IDG Books.

Hiebing, R. G., Jr., Cooper, S. W. (1996). *The successful marketing plan* (2nd ed.). Chicago: NTC Business Books.

Huble, J. (1994). *Communicating health: An action guide to health education and health promotion*. London: Macmillan.

Kaatz, R. (1995). *Advertising and marketing checklists* (2nd ed.). Lincolnwood, IL: NTC Business Books.

Kotler, P. (1996). *Marketing management: Analysis, planning, implementation, and control* (8th ed.). Englewood Cliffs, NJ: Prentice-Hall.

Larkin, G. A. (1992). *12 simple steps to a winning marketing plan*. Chicago: Irwin Professional Publishing.

Layton, S., Hurd, A., & Lipsey, W. (1995). *How to plan your competitive strategy: Enjoy the benefits of good planning*. London: Kogan Page.

Levitt, T. (1986). *The marketing imagination*. (rev. ed.) New York: The Free Press.

Lochner, K., Kawachi, I., & Kennedy, B.P. (1999). *Concepts of social capital: approaches to measurement*. Health and Place. Thomas J. Capital and Health: Implications for Public Health and Epidemiology.

Makens, J. C. (1985). *The marketing planning workbook*. Englewood Cliffs, NJ: Prentice-Hall.

Mody, B. (1991). *Designing messages for development communication: An audience participation-based approach*. Newbury Park, CA: Sage.

Ogden, L., Shepherd, M., & Smith, W. A. (1996). *Applying prevention marketing*. Atlanta, GA: Centers for Disease Control and Prevention.

Piotrow, P.T., Kincaid, D. L., Rimon, J. G., II, & Rinehart, W. (1997). *Health communication: Lessons from family planning and reproductive health*. Westport, CT: Praeger Publishers.

Pokras, S. (1989). *Systematic problem-solving and decision-making*. London: Kogan Page.

Ries, A., & Trout, J. (1981). *Positioning. The battle for your mind*. New York: McGraw-Hill Inc.

Schnarrs, S. P. (1998). *Marketing strategy: Customers and competition*. New York: The Free Press.

Schultz, D. E., Tannenbaum, S. I., & Lauterborn, R.F. (1996). *Integrated marketing communications: Putting it together and making it work*. Lincolnwood, IL: NTC Business Books.

Scrimshaw, N. S., & Gleason, G. R. (1992). *Rapid assessment procedures—qualitative methodologies for planning and evaluation of health related programs*. Boston: International Nutrition Foundation for Developing Countries.

Smith, P., Berry, C. & Pulford, A. (1999). *Strategic marketing communications*. (rev. ed.). London: Kogan Page Limited.

Sockin, B. S., & Grottalio, J. (1992). *Pocket marketer: Your portable professional real-world marketing companion*. New York: Warner Books.

Steel, J. (1998). *Truth, lies, and advertising: The art of account planning*. New York: John Wiley & Sons, Inc.

United Nations Population Fund. (1993). *Developing information, education and communication (IEC) strategies for population programmes*. New York: UNFPA.

United Way. *The market planning workbook: A guide for United Ways and other nonprofit organizations*. Alexandria, VA.

Weinrich, N. K. (1999). *Hands-on social marketing: A step-by-step guide*. Newbury Park, CA: Sage.

Weinstein, A. (1994). *Market segmentation: Using demographics, psychographics, and other niche marketing techniques to predict customer behaviors*. (rev. ed.). Chicago: Irwin Professional Publishing.

White, S. (1997). *The complete idiot's guide to marketing basics*. New York: Alpha Books.

World Health Organization. (1988). *Education for health: A manual on health education in primary health care*. Geneva, Switzerland: WHO.



# ORDER FORM

## A FIELD GUIDE TO DESIGNING A HEALTH COMMUNICATION STRATEGY

To order one additional copy of this JHU/PCS Field Guide with a CD containing the strategy outline and blank work sheets, please complete the form below. (PRINT or TYPE clearly).

Mail, fax, or e-mail the form to:

Johns Hopkins Bloomberg School of Public Health  
Center for Communication Programs  
111 Market Place, Suite 310  
Baltimore MD 21202-4012 USA  
Phone: 410-659-6300 Fax: 410-659-6266 E-mail: orders@jhuccp.org

Family name \_\_\_\_\_ Given Name \_\_\_\_\_

Title \_\_\_\_\_

Organization \_\_\_\_\_

Address \_\_\_\_\_

City \_\_\_\_\_ Country \_\_\_\_\_

Fax \_\_\_\_\_ Email \_\_\_\_\_

Comments on A Field Guide to Designing a Health Communication Strategy:

---

---

---

---

---





